



# Club Health Assessment for District 380 through February 2025

			Status	Membership							Reports					Finance		LCIF
Club Number	Club Name	Charter Date		Current Member Count	YTD Members Added	YTD Members Dropped	YTD Net Growth	YTD Net Growth%	Member Count 12 Months Ago	Avg. length of service for dropped members	Months Since Last MMR ***	Yrs. Since Last Officer Report	President Rotation	Vice President Reported ****	Months Since Last Activity Report ***	Account Balance	Donations for current Fiscal Year	
			Number of times on status quo within last two years	If below 15 members appears				If net loss is greater than 20% appears			If no report in 3 months appears in	When more than one year appears in	Number of repeat terms		Notes the officers that do not have an active	If no report at 12 months appears in red		
Clubs less than two years old																		
157928	Shen Zhen Ai Xin	06/28/2024	Active	35	6	0	6	20.69%	0		3		None	P,S,T,M,VP SC	N/A			
172134	Shenzhen Bei Dou	06/28/2024	Active	27	3	1	2	8.00%	0	0	3		None	P,S,T,M,VP SC	N/R			
172131	Shenzhen Hua Ai	06/28/2024	Active	30	2	0	2	7.14%	0		3		None	P,S,T,M,VP SC	N/A			
172114	Shenzhen Le Tong	06/28/2024	Active	29	4	2	2	7.41%	0	0	3		None	P,S,T,M,VP SC	N/A			
172085	Shenzhen Shao Hua	06/28/2024	Active	28	5	2	3	12.00%	0	8	3		None	P,S,T,M,VP SC	N/A			
172082	Shenzhen Wan Qu	06/27/2024	Active	25	1	1	0	0.00%	0	0	5		None	P,S,T,M,VP SC	N/A			
179607	Shenzhen Xi Sheng	11/21/2024	Active	25	25	0	25	100.00%	0		3			N T,M,VP,SC	N/A			
172328	Shenzhen Xing Chen	06/28/2024	Active	25	0	0	0	0.00%	0		8		None	P,S,T,M,VP SC	N/A			
179608	Shenzhen Zheng Xin	11/21/2024	Active	26	26	0	26	100.00%	0		3			N T,M,SC	N/A			
Clubs more than two years old																		
65268	CHINA SHENZHEN Exc Award (06/30/2016, 06/30/2018, 06/30/20	04/08/2002	Active	41	1	0	1	2.50%	0		3	1	None	P,S,T,M,VP SC	24+			
67363	CHINA SHENZHEN BA GUA LING	02/28/2003	Active(1)	28	6	1	5	21.74%	0	4	3	1	None	P,S,T,M,VP SC	24+			
67372	CHINA SHENZHEN BAO AN Exc Award (06/30/2016, 06/30/2019)	02/28/2003	Active(1)	31	0	0	0	0.00%	0		8	1	None	P,S,T,M,VP SC	24+			
93566	CHINA SHENZHEN BAO SHUI QU	01/06/2006	Active	0	0	0	0	0.00%	0		57	5	None	P,S,T,M,VP SC	24+			
67357	CHINA SHENZHEN BI JIA SHAN Exc Award (06/30/2016, 06/30/2018)	02/28/2003	Active	30	2	0	2	7.14%	0		3	1	None	P,S,T,M,VP SC	24+			
67358	CHINA SHENZHEN BIN HE Exc Award (06/30/2017)	02/28/2003	Active(1)	16	0	0	0	0.00%	0		8	1	None	P,S,T,M,VP SC	24+			
67359	CHINA SHENZHEN CAI TIAN	02/28/2003	Active(1)	16	2	0	2	14.29%	0		3	1	None	P,S,T,M,VP SC	24+			
67561	CHINA SHENZHEN GAO XIN Exc Award (06/30/2016, 06/30/2017, 06/30/20	03/31/2003	Active(1)	46	2	0	2	4.55%	0		3	1	None	P,S,T,M,VP SC	24+			
67371	CHINA SHENZHEN HONG LI Exc Award (06/30/2016)	02/28/2003	Active(1)	39	2	0	2	5.41%	0		3	1	None	P,S,T,M,VP SC	24+			



# Club Health Assessment for District 380 through February 2025

			Status	Membership						Reports					Finance		LCIF
Club Number	Club Name	Charter Date		Current Member Count	YTD Members Added	YTD Members Dropped	YTD Net Growth	YTD Net Growth%	Member Count 12 Months Ago	Avg. length of service for dropped members	Months Since Last MMR ***	Yrs. Since Last Officer Report	President Rotation	Vice President Reported ****	Months Since Last Activity Report ***	Account Balance	Donations for current Fiscal Year
			Number of times on status quo within last two years	If below 15 members appears				If net loss is greater than 20% appears			If no report in 3 months appears in	When more than one year appears in	Number of repeat terms	Notes the officers that do not have an active	If no report at 12 months appears in red		
67439	CHINA SHENZHEN HONG SHU WAN	03/14/2003	Active	15	0	0	0	0.00%	0		8	1	None	P,S,T,M,VP SC	N/A		
67360	CHINA SHENZHEN HUA QIANG	02/28/2003	Active	12	0	0	0	0.00%	0		8	1	None	P,S,T,M,VP SC	24+		
67364	CHINA SHENZHEN HUA QIAO CHENG Exc Award (06/30/2017)	02/28/2003	Active(1)	24	0	0	0	0.00%	0		5	1	None	P,S,T,M,VP SC	N/A		
67565	CHINA SHENZHEN HUANG GANG Exc Award (06/30/2018)	03/31/2003	Active	34	1	0	1	3.03%	0		0	1	None	P,S,T,M,VP SC	24+		
130596	China Shenzhen Jing Feng	03/31/2017	Active	22	0	0	0	0.00%	0		11	1	None	P,S,T,M,VP SC	N/A		
67361	CHINA SHENZHEN LIAN HUA SHAN Exc Award (06/30/2017)	02/28/2003	Active(1)	27	7	1	6	28.57%	0	8	2	1	None	P,S,T,M,VP SC	24+		
67544	CHINA SHENZHEN NAN HAI Exc Award (06/30/2016, 06/30/2017)	03/31/2003	Active(1)	21	1	0	1	5.00%	0		3	1	None	P,S,T,M,VP SC	24+		
67547	CHINA SHENZHEN PENG CHENG Exc Award (06/30/2018)	03/31/2003	Active	28	2	0	2	7.69%	0		3	1	None	P,S,T,M,VP SC	24+		
108535	CHINA SHENZHEN PING SHAN Exc Award (06/30/2023)	06/01/2010	Active(1)	43	1	0	1	2.38%	0		7	1	None	P,S,T,M,VP SC	24+		
67546	CHINA SHENZHEN SHA JING Exc Award (06/30/2016, 06/30/2023)	03/31/2003	Active(1)	30	0	0	0	0.00%	0		8	1	None	P,S,T,M,VP SC	24+		
67575	CHINA SHENZHEN SHANG BU Exc Award (06/30/2016, 06/30/2017, 06/30/20	03/31/2003	Active(1)	41	1	0	1	2.50%	0		3	1	None	P,S,T,M,VP SC	24+		
67548	CHINA SHENZHEN SHE KOU	03/31/2003	Active	0	0	0	0	0.00%	0		57	5	None	P,S,T,M,VP SC	N/A		
67545	CHINA SHENZHEN SHENZHEN WAN Exc Award (06/30/2016, 06/30/2018)	03/31/2003	Active	27	0	0	0	0.00%	0		4	1	None	P,S,T,M,VP SC	24+		
67367	CHINA SHENZHEN SI HAI	02/28/2003	Active(1)	2	3	3	0	0.00%	0	22	2	1	None	P,S,T,M,VP SC	24+		
67373	CHINA SHENZHEN WEN JIN	02/28/2003	Active(1)	23	1	1	0	0.00%	0	1	3	1	None	P,S,T,M,VP SC	24+		\$1,000.00
67574	CHINA SHENZHEN XIANG MI HU	03/31/2003	Active	45	0	0	0	0.00%	0		8	1	None	P,S,T,M,VP SC	24+		



# Club Health Assessment for District 380 through February 2025

			Status	Membership							Reports					Finance		LCIF
Club Number	Club Name	Charter Date		Current Member Count	YTD Members Added	YTD Members Dropped	YTD Net Growth	YTD Net Growth%	Member Count 12 Months Ago	Avg. length of service for dropped members	Months Since Last MMR ***	Yrs. Since Last Officer Report	President Rotation	Vice President Reported ****	Months Since Last Activity Report ***	Account Balance	Donations for current Fiscal Year	
			Number of times on status quo within last two years	If below 15 members appears				If net loss is greater than 20% appears			If no report in 3 months appears in	When more than one year appears in	Number of repeat terms	Notes the officers that do not have an active	If no report at 12 months appears in red			
Exc Award (06/30/2017, 06/30/2019, 06/30/2020)																		
67572	CHINA SHENZHEN XIN ZHOU	03/31/2003	Active	23	0	0	0	0.00%	0		8	1	None	P,S,T,M,VP SC	N/R			
Exc Award (06/30/2016)																		
67353	CHINA SHENZHEN YAN TIAN	02/28/2003	Active	37	2	4	-2	-5.13%	0	7	3	1	None	P,S,T,M,VP SC	24+			
Exc Award (06/30/2016, 06/30/2017, 06/30/2020)																		
67370	CHINA SHENZHEN YI TIAN	02/28/2003	Active(1)	33	0	1	-1	-2.94%	0	2	0	1	None	P,S,T,M,VP SC	24+			
Exc Award (06/30/2016, 06/30/2019, 06/30/2020)																		
67369	CHINA SHENZHEN YIN HU	02/28/2003	Active(1)	42	2	0	2	5.00%	0		3	1	None	P,S,T,M,VP SC	24+			
Exc Award (06/30/2016, 06/30/2017, 06/30/2020)																		
89396	SHENZHEN FU YONG	10/10/2005	Active(1)	44	3	1	2	4.76%	0	12	1	1	None	P,S,T,M,VP SC	24+			
Exc Award (06/30/2016)																		
133750	Shenzhen Bai Bei	01/29/2018	Active	13	1	0	1	8.33%	0		3	1	None	P,S,T,M,VP SC	N/A			
109663	SHENZHEN BAI HE	11/09/2010	Active	23	2	1	1	4.55%	0	3	1	1	None	P,S,T,M,VP SC	24+			
Exc Award (06/30/2019)																		
129778	Shenzhen Bao Qing	01/06/2017	Active	10	1	0	1	11.11%	0		3	1	None	P,S,T,M,VP SC	N/A			
130566	Shenzhen Bei Ke	03/30/2017	Active(1)	20	0	0	0	0.00%	0		8	1	None	P,S,T,M,VP SC	N/A			
Exc Award (06/30/2018)																		
124661	Shenzhen Bei Shan	04/15/2015	Active	19	1	0	1	5.56%	0		3	1	None	P,S,T,M,VP SC	N/A			
Exc Award (06/30/2016)																		
108427	SHENZHEN BO AI	05/21/2010	Active(1)	43	10	1	9	26.47%	0	1	3	1	None	P,S,T,M,VP SC	24+			
Exc Award (06/30/2016, 06/30/2017)																		
118962	SHENZHEN BO SHANG JING YING	03/18/2013	Active(1)	25	1	0	1	4.17%	0		3	1	None	P,S,T,M,VP SC	N/A			
Exc Award (06/30/2016)																		
126547	Shenzhen Bo Ya	01/27/2016	Active	40	1	0	1	2.56%	0		6	1	None	P,S,T,M,VP SC	N/A			
107582	SHENZHEN CAI HONG	02/17/2010	Active(1)	3	0	0	0	0.00%	0		8	2	None	P,S,T,M,VP SC	24+			
127972	Shenzhen Chang Yuan	06/23/2016	Active	25	1	0	1	4.17%	0		7	1	None	P,S,T,M,VP SC	24+			
98699	SHENZHEN CHUN FENG	04/25/2007	Active(1)	24	0	0	0	0.00%	0		8	1	None	P,S,T,M,VP SC	24+			
123292	Shenzhen Chun Tian	10/07/2014	Active(1)	31	5	0	5	19.23%	0		3	1	None	P,S,T,M,VP SC	N/A			



# Club Health Assessment for District 380 through February 2025

			Status	Membership						Reports					Finance		LCIF
Club Number	Club Name	Charter Date		Current Member Count	YTD Members Added	YTD Members Dropped	YTD Net Growth	YTD Net Growth%	Member Count 12 Months Ago	Avg. length of service for dropped members	Months Since Last MMR ***	Yrs. Since Last Officer Report	President Rotation	Vice President Reported ****	Months Since Last Activity Report ***	Account Balance	Donations for current Fiscal Year
			Number of times on status quo within last two years	If below 15 members appears				If net loss is greater than 20% appears			If no report in 3 months appears in	When more than one year appears in	Number of repeat terms	Notes the officers that do not have appears in an active	If no report at 12 months red		
Exc Award (06/30/2016, 06/30/2017)																	
109662	SHENZHEN CI SHAN SHOU CANG	11/09/2010	Active	29	1	0	1	3.57%	0		7	1	None	P,S,T,M,VP SC	24+		
Exc Award (06/30/2017, 06/30/2019)																	
117075	SHENZHEN DA DI	06/04/2012	Active(1)	28	2	0	2	7.69%	0		3	1	None	P,S,T,M,VP SC	N/A		
Exc Award (06/30/2018)																	
105458	SHENZHEN DA TONG	05/12/2009	Active	39	1	1	0	0.00%	0	7	3		None	P,S,T,M,VP SC	24+		
105305	SHENZHEN DA ZI RAN	04/21/2009	Active	18	0	1	-1	-5.26%	0	9	6	1	None	P,S,T,M,VP SC	24+		
89119	SHENZHEN DI WANG	08/19/2005	Active(1)	29	4	0	4	16.00%	0		3	1	None	P,S,T,M,VP SC	24+		
Exc Award (06/30/2016)																	
98198	SHENZHEN DONG FANG MEI GUI	12/21/2006	Active	21	1	0	1	5.00%	0		7	1	None	P,S,T,M,VP SC	24+		
Exc Award (06/30/2016, 06/30/2018)																	
84536	SHENZHEN DONG HAI	12/13/2004	Active(1)	18	0	0	0	0.00%	0		8	1	None	P,S,T,M,VP SC	24+		
104341	SHENZHEN FENG HUANG	01/13/2009	Active(1)	25	2	0	2	8.70%	0		3	1	None	P,S,T,M,VP SC	N/A		
112162	SHENZHEN FU AI	09/08/2011	Active(1)	30	1	0	1	3.45%	0		3	1	None	P,S,T,M,VP SC	24+		\$1,000.00
Exc Award (06/30/2017, 06/30/2023)																	
107115	SHENZHEN FU TIAN	12/18/2009	Active	19	0	0	0	0.00%	0		8	1	None	P,S,T,M,VP SC	N/A		
Exc Award (06/30/2017)																	
107451	SHENZHEN GUAN AI	02/10/2010	Active(1)	14	0	0	0	0.00%	0		8	1	None	P,S,T,M,VP SC	24+		
Exc Award (06/30/2016)																	
118025	SHENZHEN GUAN LAN	10/15/2012	Active(1)	29	0	0	0	0.00%	0		8	1	None	P,S,T,M,VP SC	N/A		
Exc Award (06/30/2016, 06/30/2017)																	
123317	Shenzhen Hai Shang Chang Xii	10/08/2014	Active	34	5	6	-1	-2.86%	0	3	3	1	None	P,S,T,M,VP SC	N/A		
Exc Award (06/30/2016, 06/30/2017)																	
118201	SHENZHEN HAI SHANG YUN TIAN	10/29/2012	Active(1)	32	0	0	0	0.00%	0		8	1	None	P,S,T,M,VP SC	N/A		
Exc Award (06/30/2016, 06/30/2017)																	
124861	Shenzhen Hai Yue	05/15/2015	Active	25	0	0	0	0.00%	0		8	1	None	P,S,T,M,VP SC	N/A		
Exc Award (06/30/2016)																	
126609	Shenzhen Hai Zhi Han	01/27/2016	Active	0	0	0	0	0.00%	0		57	5	None	P,S,T,M,VP SC	N/A		



# Club Health Assessment for District 380 through February 2025

			Status	Membership						Reports					Finance		LCIF
Club Number	Club Name	Charter Date		Current Member Count	YTD Members Added	YTD Members Dropped	YTD Net Growth	YTD Net Growth%	Member Count 12 Months Ago	Avg. length of service for dropped members	Months Since Last MMR ***	Yrs. Since Last Officer Report	President Rotation	Vice President Reported ****	Months Since Last Activity Report ***	Account Balance	Donations for current Fiscal Year
			Number of times on status quo within last two years	If below 15 members appears				If net loss is greater than 20% appears			If no report in 3 months appears in	When more than one year appears in	Number of repeat terms	Notes the officers that do not have an active	If no report at 12 months red		
130821	Shenzhen Hai Zhi Yun	05/10/2017	Active	26	26	0	26	100.00%	0		3	3	None	P,S,T,M,VP SC	N/A		
99846	SHENZHEN HE PING	06/29/2007	Active	32	0	0	0	0.00%	0		8	1	None	P,S,T,M,VP SC	24+		
	Exc Award (06/30/2018)																
125118	Shenzhen He Yi	06/26/2015	Active	26	0	0	0	0.00%	0		8	1	None	P,S,T,M,VP SC	24+		
129594	Shenzhen Hong Ya	12/12/2016	Active	36	1	1	0	0.00%	0	0	3	1	None	P,S,T,M,VP SC	N/A		
	Exc Award (06/30/2019)																
123061	Shenzhen Hong Yang	09/02/2014	Active	28	6	1	5	21.74%	0	0	3	1	None	P,S,T,M,VP SC	N/A		
123322	Shenzhen Hua Han	10/09/2014	Active	26	1	0	1	4.00%	0		3	1	None	P,S,T,M,VP SC	N/A		
	Exc Award (06/30/2023)																
106442	SHENZHEN HUA LIN	08/31/2009	Active(1)	28	0	0	0	0.00%	0		8	1	None	P,S,T,M,VP SC	N/A		
	Exc Award (06/30/2016, 06/30/2017)																
129803	Shenzhen Hua Shang	02/22/2017	Active(1)	32	3	0	3	10.34%	0		3	1	None	P,S,T,M,VP SC	N/A		
	Exc Award (06/30/2019, 06/30/2022)																
123398	Shenzhen Hua Tian	10/16/2014	Active	29	5	0	5	20.83%	0		3	1	None	P,S,T,M,VP SC	N/A		
	Exc Award (06/30/2017, 06/30/2023)																
108534	SHENZHEN HUA XIANG	06/01/2010	Active	52	1	0	1	1.96%	0		3	1	None	P,S,T,M,VP SC	24+		
124932	Shenzhen Hua Yuan	05/20/2015	Active	13	2	0	2	18.18%	0		3	1	None	P,S,T,M,VP SC	N/A		
128958	Shenzhen Hua Yue	10/17/2016	Active	24	4	0	4	20.00%	0		3	1	None	P,S,T,M,VP SC	N/A		
120854	Shenzhen Hualei	12/02/2013	Active	21	1	0	1	5.00%	0		3	1	None	P,S,T,M,VP SC	N/A		
	Exc Award (06/30/2016, 06/30/2017)																
123323	Shenzhen Jiang Shan	10/09/2014	Active	18	0	0	0	0.00%	0		8	1	None	P,S,T,M,VP SC	N/A		
	Exc Award (06/30/2023)																
127790	Shenzhen Jie Cheng	06/06/2016	Active	0	0	0	0	0.00%	0		57	5	None	P,S,T,M,VP SC	N/A		
130799	Shenzhen Jin Ming Yi Shu	04/27/2017	Active	0	0	0	0	0.00%	0		20	2	None	P,S,T,M,VP SC	N/A		
123062	Shenzhen Jin Xiu	09/02/2014	Active	21	2	0	2	10.53%	0		3	1	None	P,S,T,M,VP SC	N/A		
	Exc Award (06/30/2017)																
129762	Shenzhen Jing Dian	01/11/2017	Active	13	1	0	1	8.33%	0		7	1	None	P,S,T,M,VP SC	N/A		
82472	SHENZHEN JING TIAN	05/28/2004	Active	25	3	0	3	13.64%	0		3	1	None	P,S,T,M,VP SC	24+		



# Club Health Assessment for District 380 through February 2025

			Status	Membership							Reports					Finance		LCIF
Club Number	Club Name	Charter Date		Current Member Count	YTD Members Added	YTD Members Dropped	YTD Net Growth	YTD Net Growth%	Member Count 12 Months Ago	Avg. length of service for dropped members	Months Since Last MMR ***	Yrs. Since Last Officer Report	President Rotation	Vice President Reported ****	Months Since Last Activity Report ***	Account Balance	Donations for current Fiscal Year	
			Number of times on status quo within last two years	If below 15 members appears				If net loss is greater than 20% appears			If no report in 3 months appears in	When more than one year appears in	Number of repeat terms	Notes the officers that do not have an active	If no report at 12 months appears in red			
Exc Award (06/30/2017, 06/30/2022, 06/30/20			Active(1)	29	0	2	-2	-6.45%	0	9	3	1	None	P,S,T,M,VP SC	N/A			
118716 SHENZHEN JING YING 02/04/2013																		
Exc Award (06/30/2017, 06/30/2019)			Active(1)	24	1	0	1	4.35%	0		5	1	None	P,S,T,M,VP SC	N/A			
119257 SHENZHEN LAN TIAN 04/29/2013																		
Exc Award (06/30/2017)			Active(1)	25	0	0	0	0.00%	0		8	1	None	P,S,T,M,VP SC	N/A			
131129 Shenzhen Le Du Juan 05/31/2017																		
Exc Award (06/30/2018)			Active	30	2	0	2	7.14%	0		5	1	None	P,S,T,M,VP SC	N/A			
123397 Shenzhen Le Shan 10/16/2014																		
Exc Award (06/30/2017, 06/30/2023)			Active(1)	81	2	1	1	1.25%	0	4	3	1	None	P,S,T,M,VP SC	24+			
103937 SHENZHEN LI CHENG 11/07/2008																		
Exc Award (06/30/2016, 06/30/2017)			Active	33	2	0	2	6.45%	0		1	1	None	P,S,T,M,VP SC	24+			
108426 SHENZHEN LIAN HE 05/21/2010																		
Exc Award (06/30/2016, 06/30/2017, 06/30/20			Active	20	0	0	0	0.00%	0		8	1	None	P,S,T,M,VP SC	N/A			
130656 Shenzhen Liang Tong 04/06/2017																		
Exc Award (06/30/2023)			Active	20	0	0	0	0.00%	0		8	1	None	P,S,T,M,VP SC	24+			
107452 SHENZHEN LIN MAO 02/10/2010																		
127791 Shenzhen Ling Ying 06/06/2016			Active	30	0	0	0	0.00%	0		8	1	None	P,S,T,M,VP SC	N/R			
103936 SHENZHEN LONG CHENG 11/07/2008			Active(1)	57	1	0	1	1.79%	0		3	1	None	P,S,T,M,VP SC	24+			
Exc Award (06/30/2017, 06/30/2023)			Active(1)	53	4	0	4	8.16%	0		3	1	None	P,S,T,M,VP SC	24+			
82471 SHENZHEN LONG HUA 05/28/2004																		
Exc Award (06/30/2016, 06/30/2017, 06/30/20			Active	1	0	0	0	0.00%	0		51	4	None	P,S,T,M,VP SC	N/A			
124862 Shenzhen Long Teng 05/15/2015																		
Exc Award (06/30/2016)			Active	12	1	0	1	9.09%	0		7	1	None	P,S,T,M,VP SC	24+			
131455 Shenzhen Meng Xiang 06/21/2017																		
Exc Award (06/30/2018)			Active	24	0	0	0	0.00%	0		8	1	None	P,S,T,M,VP SC	N/A			
127952 Shenzhen Ming De 06/15/2016																		
Exc Award (06/30/2018)			Active	40	0	0	0	0.00%	0		8	1	None	P,S,T,M,VP SC	N/A			
121227 Shenzhen Ming Jia Shan Pin 01/24/2014																		
Exc Award (06/30/2017, 06/30/2021, 06/30/20																		



# Club Health Assessment for District 380 through February 2025

			Status	Membership							Reports					Finance		LCIF
Club Number	Club Name	Charter Date		Current Member Count	YTD Members Added	YTD Members Dropped	YTD Net Growth	YTD Net Growth%	Member Count 12 Months Ago	Avg. length of service for dropped members	Months Since Last MMR ***	Yrs. Since Last Officer Report	President Rotation	Vice President Reported ****	Months Since Last Activity Report ***	Account Balance	Donations for current Fiscal Year	
			Number of times on status quo within last two years	If below 15 members appears				If net loss is greater than 20% appears			If no report in 3 months appears in	When more than one year appears in	Number of repeat terms	Notes the officers that do not have an active	If no report at 12 months appears in red			
111456	SHENZHEN MING REN Exc Award (06/30/2018)	06/23/2011	Active	16	2	0	2	14.29%	0		3	1	None	P,S,T,M,VP SC	N/A			
132117	Shenzhen Peng Ai	06/30/2017	Active	18	1	1	0	0.00%	0	2	3	1	None	P,S,T,M,VP SC	N/A			
127792	Shenzhen Peng Bo Jing Ying Exc Award (06/30/2018)	06/06/2016	Active(1)	31	2	0	2	6.90%	0		3	1	None	P,S,T,M,VP SC	N/A			
109661	SHENZHEN PENG ZHENG Exc Award (06/30/2019)	11/09/2010	Active	21	0	0	0	0.00%	0		8	1	None	P,S,T,M,VP SC	24+			
89118	SHENZHEN PING DI Exc Award (06/30/2019)	08/19/2005	Active	15	1	0	1	7.14%	0		7	1	None	P,S,T,M,VP SC	24+			
117851	SHENZHEN QI CHENG Exc Award (06/30/2016)	09/18/2012	Active(1)	34	0	0	0	0.00%	0		8	1	None	P,S,T,M,VP SC	N/A			
120757	Shenzhen Qi Hang Exc Award (06/30/2016)	11/14/2013	Active	11	0	0	0	0.00%	0		8	1	None	P,S,T,M,VP SC	N/R			
131428	Shenzhen Qi Xing	06/21/2017	Active	0	0	0	0	0.00%	0		38	4	None	P,S,T,M,VP SC	N/A			
130430	Shenzhen Qian Cheng Exc Award (06/30/2018)	03/15/2017	Active	27	0	0	0	0.00%	0		8	1	None	P,S,T,M,VP SC	N/A			
95242	SHENZHEN QIAN HAI Exc Award (06/30/2016, 06/30/2017)	02/07/2006	Active(1)	19	0	0	0	0.00%	0		8	1	None	P,S,T,M,VP SC	24+			
134925	Shenzhen Shan De Exc Award (06/30/2023)	05/29/2018	Active(1)	16	1	0	1	6.67%	0		7	1	None	P,S,T,M,VP SC	24+			
119903	Shenzhen Shang Zhi Lian Exc Award (06/30/2016)	06/29/2013	Active	35	3	0	3	9.38%	0		3	1	None	P,S,T,M,VP SC	N/A			
118015	SHENZHEN SHEN ZHOU	10/12/2012	Active(1)	34	0	0	0	0.00%	0		20	1	None	P,S,T,M,VP SC	24+			
119579	Shenzhen Shi Ying	06/06/2013	Active	0	0	0	0	0.00%	0		57	6	None	P,S,T,M,VP SC	N/A			
121796	Shenzhen Shou La Shou Exc Award (06/30/2019)	04/07/2014	Active(1)	22	1	0	1	4.76%	0		3	1	None	P,S,T,M,VP SC	N/A			
99848	SHENZHEN SONG GANG	06/29/2007	Active	20	0	0	0	0.00%	0		8	1	None	P,S,T,M,VP SC	24+			
112057	SHENZHEN SONG MING	08/17/2011	Active	20	0	0	0	0.00%	0		8	1	None	P,S,T,M,VP SC	24+			



# Club Health Assessment for District 380 through February 2025

			Status	Membership						Reports					Finance		LCIF
Club Number	Club Name	Charter Date		Current Member Count	YTD Members Added	YTD Members Dropped	YTD Net Growth	YTD Net Growth%	Member Count 12 Months Ago	Avg. length of service for dropped members	Months Since Last MMR ***	Yrs. Since Last Officer Report	President Rotation	Vice President Reported ****	Months Since Last Activity Report ***	Account Balance	Donations for current Fiscal Year
			Number of times on status quo within last two years	If below 15 members appears				If net loss is greater than 20% appears			If no report in 3 months appears in	When more than one year appears in	Number of repeat terms	Notes the officers that do not have an active	If no report at 12 months appears in red		
Exc Award (06/30/2018)																	
129802	Shenzhen Sunshine Football	01/11/2017	Active	20	1	0	1	5.26%	0		7	1	None	P,S,T,M,VP SC	N/A		
115448	SHENZHEN TAI AN	10/31/2011	Active	29	0	0	0	0.00%	0		8	1	None	P,S,T,M,VP SC	24+		
Exc Award (06/30/2017)																	
118961	SHENZHEN TAI LAI	03/18/2013	Active	36	0	0	0	0.00%	0		8	1	None	P,S,T,M,VP SC	N/A		
133756	Shenzhen Tai Shan	01/29/2018	Active	12	0	0	0	0.00%	0		8	1	None	P,S,T,M,VP SC	N/A		
Exc Award (06/30/2019)																	
110243	SHENZHEN TAI SHENG	01/27/2011	Active(1)	11	3	0	3	37.50%	0		3	1	None	P,S,T,M,VP SC	24+		
124345	Shenzhen Tang Xuan	04/15/2015	Active	27	0	0	0	0.00%	0		4	2	None	P,S,T,M,VP SC	N/A		
Exc Award (06/30/2016)																	
107579	SHENZHEN TAO YUAN	02/17/2010	Active	22	2	0	2	10.00%	0		3	1	None	P,S,T,M,VP SC	24+		
Exc Award (06/30/2016, 06/30/2019)																	
123620	Shenzhen Tian Cheng	11/12/2014	Active	40	0	0	0	0.00%	0		8	1	None	P,S,T,M,VP SC	24+		
Exc Award (06/30/2017, 06/30/2019)																	
107583	SHENZHEN TIAN DE	02/17/2010	Active(1)	16	1	0	1	6.67%	0		7	1	None	P,S,T,M,VP SC	24+		
Exc Award (06/30/2016, 06/30/2017)																	
123318	Shenzhen Tian En	10/08/2014	Active	15	1	0	1	7.14%	0		7	1	None	P,S,T,M,VP SC	N/A		
Exc Award (06/30/2016, 06/30/2017)																	
133800	Shenzhen Tian Hua	02/02/2018	Active	25	2	0	2	8.70%	0		3	1	None	P,S,T,M,VP SC	N/A		
132114	Shenzhen Tong Xin	06/30/2017	Active	31	0	0	0	0.00%	0		8	1	None	P,S,T,M,VP SC	N/A		
97772	SHENZHEN WU TONG SHAN	09/29/2006	Active	16	0	0	0	0.00%	0		8	1	None	P,S,T,M,VP SC	24+		
89397	SHENZHEN XI LI	10/10/2005	Active	19	1	0	1	5.56%	0		3	1	None	P,S,T,M,VP SC	24+		
Exc Award (06/30/2017)																	
105825	SHENZHEN XI XIANG	06/17/2009	Active(1)	26	0	0	0	0.00%	0		8	1	None	P,S,T,M,VP SC	24+		
Exc Award (06/30/2016, 06/30/2017)																	
99847	SHENZHEN XIAN HU	06/29/2007	Active(1)	43	2	0	2	4.88%	0		3	1	None	P,S,T,M,VP SC	24+		
Exc Award (06/30/2016, 06/30/2017, 06/30/2020)																	
105827	SHENZHEN XIANG SHAN	06/16/2009	Active(1)	21	1	0	1	5.00%	0		3	1	None	P,S,T,M,VP SC	24+		



# Club Health Assessment for District 380 through February 2025

			Status	Membership							Reports					Finance		LCIF
Club Number	Club Name	Charter Date		Current Member Count	YTD Members Added	YTD Members Dropped	YTD Net Growth	YTD Net Growth%	Member Count 12 Months Ago	Avg. length of service for dropped members	Months Since Last MMR ***	Yrs. Since Last Officer Report	President Rotation	Vice President Reported ****	Months Since Last Activity Report ***	Account Balance	Donations for current Fiscal Year	
			Number of times on status quo within last two years	If below 15 members appears				If net loss is greater than 20% appears			If no report in 3 months appears in	When more than one year appears in	Number of repeat terms	Notes the officers that do not have an active	If no report at 12 months appears in red			
Exc Award (06/30/2017)			Active	38	8	6	2	5.56%	0	6	3	1	None	P,S,T,M,VP SC	N/A		\$2,000.00	
112064	SHENZHEN XIAO TONG	08/19/2011																
Exc Award (06/30/2022)																		
109664	SHENZHEN XIN AN	11/09/2010																
Exc Award (06/30/2016, 06/30/2018)																		
105828	SHENZHEN XIN XING	06/16/2009	Active(1)	39	6	3	3	8.33%	0	4	3	1	None	P,S,T,M,VP SC	N/A			
Exc Award (06/30/2016, 06/30/2023, 06/30/20)			Active	32	2	0	2	6.67%	0		3	1	None	P,S,T,M,VP SC	N/A			
123914	Shenzhen Xing Fu	01/05/2015																
Exc Award (06/30/2019)																		
121797	Shenzhen Xing Huo	04/07/2014																
Exc Award (06/30/2016)																		
118891	SHENZHEN XING ZHI	03/06/2013	Active	21	0	0	0	0.00%	0		8	1	None	P,S,T,M,VP SC	24+		\$1,000.00	
Exc Award (06/30/2017)			Active	20	0	0	0	0.00%	0		8	1	None	P,S,T,M,VP SC	N/A			
106654	SHENZHEN YANG GUANG	09/24/2009																
122054	Shenzhen Yi Shan	06/04/2014																
126546	Shenzhen Zhen Hua	01/28/2016																
Exc Award (06/30/2017)																		
118892	SHENZHEN ZHENG DAO	03/06/2013	Active(1)	52	8	0	8	18.18%	0		3	1	None	P,S,T,M,VP SC	N/A			
Exc Award (06/30/2023)			Active	32	5	0	5	18.52%	0		3	1	None	P,S,T,M,VP SC	N/A		\$1,000.00	
124988	Shenzhen Zhong Tian	06/16/2015																
87932	SHENZHEN ZHONG XIN QU	04/28/2005																
Exc Award (06/30/2016, 06/30/2017, 06/30/20)																		
118029	SHENZHEN ZI MENG	10/15/2012																
Exc Award (06/30/2019, 06/30/2020)			Active	47	2	0	2	4.44%	0		3	1	None	P,S,T,M,VP SC	N/A		\$50.00	

Clubs Cancelled Previous Fiscal Year – Clubs Cancelled within last 12 months may be reinstated

Club Number	Club Name	Charter Date	Current Status*	Cancellation Date
118003	SHENZHEN JIN PAI	10/12/2012	Cancelled(7*)	08/29/2023



## Club Health Assessment for District 380 through February 2025

Club Number			Club Name			Charter Date			Status						Membership						Reports						Finance		LCIF
									Current Member Count	YTD Members Added	YTD Members Dropped	YTD Net Growth	YTD Net Growth%	Member Count 12 Months Ago	Avg. length of service for dropped members	Months Since Last MMR ***	Yrs. Since Last Officer Report	President Rotation	Vice President Reported ****	Months Since Last Activity Report ***	Account Balance	Donations for current Fiscal Year							
									Number of times on status quo within last two years	If below 15 members appears			If net loss is greater than 20% appears			If no report in 3 months appears in			When more than one year appears in	Number of repeat terms	Notes the officers that do not have an active			If no report at 12 months appears in red					
Current Total Clubs Count	YTD New Clubs Count	YTD Cancelled Clubs Count	YTD Net Club Gain	Current Total Members Count	YTD Add	YTD Drop	YTD Net Growth	YTD Net Growth %	Member Count 12 Months Ago	Average Member Count Per Club	% of Clubs with less than 20 members	% No MMR in 3 Months	% No Officer Report in 12 Months	% of Clubs with balance 90+ days	Number of Clubs in Status Quo	% Status Quo Clubs in Financial Suspension	Number of Cancelled Clubs	Average Cancelled Club Age	Members Lost Due to Cancellation	% of Clubs Cancelled for Non-Financial Reasons									
148	2	0	2	3,863	289	44	245	6.77%	0	26	26%	95%	93%	0%	0	0%	0	0	0	0%									

\* - P - Priority Club. Cancellation Reasons: 1-Objectives/conduct, 2-Non-active club, 5-Non-existing club, 6-Disbanding, 7-Merger, 8-Financial Suspension, 9-District/Multiple District Dues.

\*\* - Abbreviation: P-President, S-Secretary, T-Treasurer, M-Member Chairperson, VP-First Vice President, MC-Communications Chairperson, SC-Service Chairperson

\*\*\* - Abbreviation: N/R - Never reported using the Lions Clubs website, N/A - Not applicable, No password registered for the Lions Clubs website.

\*\*\*\* - Abbreviation: N - New, IP - Immediate Past, R - Repeat.



## Club Health Assessment for District 381 through February 2025

			Status	Membership						Reports					Finance	LCIF	
Club Number	Club Name	Charter Date		Current Member Count	YTD Members Added	YTD Members Dropped	YTD Net Growth	YTD Net Growth%	Member Count 12 Months Ago	Avg. length of service for dropped members	Months Since Last MMR ***	Yrs. Since Last Officer Report	President Rotation	Vice President Reported ****	Months Since Last Activity Report ***	Account Balance	Donations for current Fiscal Year
			Number of times on status quo within last two years	If below 15 members appears				If net loss is greater than 20% appears			If no report in 3 months appears in	When more than one year appears in	Number of repeat terms	Notes the officers that do not have an active	If no report at 12 months appears in red		
Clubs less than two years old																	
156970	Guangdong Baijie	01/08/2024	Active	23	0	0	0	0.00%	0		8			P,S,T,M,VP SC	N/A		
157002	Guangdong Guanghe	01/08/2024	Active	30	0	0	0	0.00%	0		14			P,S,T,M,VP SC	N/A		
157003	Guangdong Shien	01/08/2024	Active	23	0	0	0	0.00%	0		8			P,S,T,M,VP SC	N/A		
157004	Guangdong Wan Zhong	01/31/2024	Active	25	0	0	0	0.00%	0		8			P,S,T,M,VP SC	N/A		
157005	Guangdong Wonder	01/31/2024	Active	27	0	0	0	0.00%	0		7			P,S,T,M,VP SC	N/A		
157006	Guangdong Yuemao	02/29/2024	Active	27	0	0	0	0.00%	0		8			P,S,T,M,VP SC	N/A		
157007	Guangdong Zhishan	01/31/2024	Active	33	0	0	0	0.00%	0		8			P,S,T,M,VP SC	N/A		
157008	Guangdong Zhiyuan	01/31/2024	Active	23	0	0	0	0.00%	0		8			P,S,T,M,VP SC	N/A		
Clubs more than two years old																	
107919	CHINA GUANGDONG ALL IN LOVE	03/26/2010	Active	20	0	0	0	0.00%	0		8		None	P,S,T,M,VP SC	24+		
106456	CHINA GUANGDONG BRIGHT AVENUE	09/08/2009	Active	25	0	0	0	0.00%	0		9			P,S,T,M,VP SC	24+		
105307	CHINA GUANGDONG CHA CHENG	04/21/2009	Active	24	0	0	0	0.00%	0		13			P,S,T,M,VP SC	24+		
105306	CHINA GUANGDONG DE AI	04/21/2009	Active	26	1	0	1	4.00%	0		1			P,S,T,M,VP SC	24+		
107918	CHINA GUANGDONG DIAMOND	03/26/2010	Active	23	0	0	0	0.00%	0		9			P,S,T,M,VP SC	24+		
82572	CHINA GUANGDONG DREAM ACHIEVEMENT	06/08/2004	Active	33	0	0	0	0.00%	0		1			P,S,T,M,VP SC	24+		
106331	CHINA GUANGDONG GUANGDA	08/20/2009	Active	30	0	0	0	0.00%	0		8			P,S,T,M,VP SC	24+		
82706	CHINA GUANGDONG GUANGZHOU	06/21/2004	Active	15	0	0	0	0.00%	0		8			P,S,T,M,VP SC	24+		
107078	CHINA GUANGDONG HAND IN HAND	12/17/2009	Active	20	0	0	0	0.00%	0		8	1	None	P,S,T,M,VP SC	24+		
82697	CHINA GUANGDONG HAOJING	06/21/2004	Active	28	0	0	0	0.00%	0		13			P,S,T,M,VP SC	24+		
103940	CHINA GUANGDONG HAPPY	11/10/2008	Active	24	0	0	0	0.00%	0		8			P,S,T,M,VP SC	24+		
97774	CHINA GUANGDONG HEART TO HEART	09/29/2006	Active	34	1	0	1	3.03%	0		1	1	None	P,S,T,M,VP SC	24+		



# Club Health Assessment for District 381 through February 2025

			Status	Membership						Reports					Finance		LCIF
Club Number	Club Name	Charter Date		Current Member Count	YTD Members Added	YTD Members Dropped	YTD Net Growth	YTD Net Growth%	Member Count 12 Months Ago	Avg. length of service for dropped members	Months Since Last MMR ***	Yrs. Since Last Officer Report	President Rotation	Vice President Reported ****	Months Since Last Activity Report ***	Account Balance	Donations for current Fiscal Year
			Number of times on status quo within last two years	If below 15 members appears				If net loss is greater than 20% appears			If no report in 3 months appears in	When more than one year appears in	Number of repeat terms	Notes the officers that do not have an active	If no report at 12 months appears in red		
65267	CHINA GUANGDONG HOST	04/08/2002	Active	38	0	0	0	0.00%	0		8			P,S,T,M,VP SC	24+		
105455	CHINA GUANGDONG LIFE POWER	05/12/2009	Active	12	0	0	0	0.00%	0		8	1	None	P,S,T,M,VP SC	24+		
82573	CHINA GUANGDONG LINGNAN	06/08/2004	Active	42	0	0	0	0.00%	0		8			P,S,T,M,VP SC	24+		
97771	CHINA GUANGDONG LOVING CARE	09/29/2006	Active	24	0	0	0	0.00%	0		8			P,S,T,M,VP SC	24+		
107917	CHINA GUANGDONG MOONLIGHT Exc Award (06/30/2017)	03/26/2010	Active	83	0	0	0	0.00%	0		8			P,S,T,M,VP SC	24+		
106332	CHINA GUANGDONG QIFENG Exc Award (06/30/2017, 06/30/2023)	08/20/2009	Active	44	0	0	0	0.00%	0		8			P,S,T,M,VP SC	24+		
88310	CHINA GUANGDONG RED KAPOK	05/17/2005	Active	22	0	0	0	0.00%	0		8			P,S,T,M,VP SC	24+		
115512	CHINA GUANGDONG SOUTH	11/10/2011	Active	18	0	0	0	0.00%	0		7	1	None	P,S,T,M,VP SC	24+		
104108	CHINA GUANGDONG SUPERSTAR	12/15/2008	Active	47	0	0	0	0.00%	0		8			S,T,M,VP,SC	24+		
104907	CHINA GUANGDONG XIANGSHAN	03/05/2009	Active	47	3	0	3	6.82%	0		1			P,S,T,M,VP SC	24+		
88680	CHINA GUANGDONG YOUTH	06/17/2005	Active	14	0	0	0	0.00%	0		8	1	None	P,S,T,M,VP SC	24+		
103939	CHINA GUANGDONG YUE MING	11/10/2008	Active	37	0	0	0	0.00%	0		8			P,S,T,M,VP SC	24+		
88309	CHINA GUANGDONG ZHUJIANG	05/17/2005	Active	34	0	0	0	0.00%	0		8			S,T,M,VP,SC	24+		
130236	Guangdong Aihua	03/01/2017	Active	27	0	0	0	0.00%	0		8			P,S,T,M,VP SC	N/A		
109713	GUANGDONG BAI SHAN	11/16/2010	Active	60	0	0	0	0.00%	0		7			P,S,T,M,VP SC	24+		
111542	GUANGDONG BAI YUN	06/29/2011	Active	57	0	0	0	0.00%	0		8			P,S,T,M,VP SC	N/A		
130496	Guangdong Baimao	03/27/2017	Active	29	0	0	0	0.00%	0		16			P,S,T,M,VP SC	N/A		
117470	GUANGDONG BEI WAN Exc Award (06/30/2017)	07/25/2012	Active	32	0	0	0	0.00%	0		8			P,S,T,M,VP SC	N/A		
133733	Guangdong Beijiang	01/26/2018	Active	30	0	0	0	0.00%	0		16			P,S,T,M,VP SC	N/A		
132923	Guangdong Bense	10/25/2017	Active	12	0	0	0	0.00%	0		8			P,S,T,M,VP SC	N/A		



# Club Health Assessment for District 381 through February 2025

			Status	Membership						Reports					Finance	LCIF	
Club Number	Club Name	Charter Date		Current Member Count	YTD Members Added	YTD Members Dropped	YTD Net Growth	YTD Net Growth%	Member Count 12 Months Ago	Avg. length of service for dropped members	Months Since Last MMR ***	Yrs. Since Last Officer Report	President Rotation	Vice President Reported ****	Months Since Last Activity Report ***	Account Balance	Donations for current Fiscal Year
			Number of times on status quo within last two years	If below 15 members appears					If net loss is greater than 20% appears		If no report in 3 months appears in	When more than one year appears in	Number of repeat terms	Notes the officers that do not have an active	If no report at 12 months appears in red		
101686	GUANGDONG BLUE SKY	05/13/2008	Active	74	0	0	0	0.00%	0		8			S,T,M,VP,SC	24+		
Exc Award (06/30/2017)																	
101049	GUANGDONG BOAI	01/23/2008	Active	41	0	0	0	0.00%	0		9			P,S,T,M,VP SC	24+		
127427	Guangdong Boyan	05/03/2016	Active	28	0	0	0	0.00%	0		19			P,S,T,M,VP SC	N/A		
118301	GUANGDONG CAIHONG	11/09/2012	Active	54	1	0	1	1.89%	0		4			P,S,T,M,VP SC	N/A		
128957	Guangdong Changhu	09/21/2016	Active	34	0	0	0	0.00%	0		8			P,S,T,M,VP SC	N/A		
133780	Guangdong Changshun	01/31/2018	Active	29	0	0	0	0.00%	0		9			P,S,T,M,VP SC	N/A		
118303	GUANGDONG CHANGYUAN	11/12/2012	Active	32	0	0	0	0.00%	0		8			P,S,T,M,VP SC	N/A		
133754	Guangdong Chaohui	01/29/2018	Active	56	13	0	13	30.23%	0		1			P,S,T,M,VP SC	N/A		
133724	Guangdong Chaoqing	01/26/2018	Active	52	9	0	9	20.93%	0		0			P,S,T,M,VP SC	N/A		
120989	Guangdong Chaoshan	12/18/2013	Active	22	0	0	0	0.00%	0		8			P,S,T,M,VP SC	N/A		
120228	Guangdong Chayuan	08/27/2013	Active	36	1	0	1	2.86%	0		1			P,S,T,M,VP SC	N/A		
112079	GUANGDONG CHEN XI	08/23/2011	Active	6	0	0	0	0.00%	0		8			P,S,T,M,VP SC	N/A		
120760	GUANGDONG CHUNJIANG	11/15/2013	Active	22	3	0	3	15.79%	0		1			P,S,T,M,VP SC	N/A		
126503	Guangdong Chuntian	01/12/2016	Active	33	0	0	0	0.00%	0		8			P,S,T,M,VP SC	N/A		
123915	Guangdong Chutian	01/05/2015	Active	22	0	0	0	0.00%	0		13			P,S,T,M,VP SC	N/R		
129536	Guangdong Chuxin	11/30/2016	Active	40	2	0	2	5.26%	0		1			P,S,T,M,VP SC	N/A		
116279	GUANGDONG CIAI	03/12/2012	Active	26	0	0	0	0.00%	0		8			P,S,T,M,VP SC	N/A		
107849	GUANGDONG CIHANG	03/22/2010	Active	52	0	0	0	0.00%	0		8			P,S,T,M,VP SC	24+		
119279	GUANGDONG CIXIN	05/02/2013	Active	27	0	0	0	0.00%	0		9			P,S,T,M,VP SC	N/A		
124009	Guangdong Crane Dance	01/20/2015	Active	14	0	0	0	0.00%	0		8			P,S,T,M,VP SC	N/R		
Exc Award (06/30/2017)																	
131120	Guangdong Danjiang	05/31/2017	Active	25	7	0	7	38.89%	0		1			P,S,T,M,VP SC	N/A		
118079	GUANGDONG DENGDU	10/22/2012	Active	35	6	1	5	16.67%	0	0	1			P,S,T,M,VP SC	N/A		
129547	Guangdong Deshan	11/30/2016	Active	26	0	0	0	0.00%	0		8			P,S,T,M,VP SC	N/A		



## Club Health Assessment for District 381 through February 2025

			Status	Membership						Reports					Finance		LCIF
Club Number	Club Name	Charter Date		Current Member Count	YTD Members Added	YTD Members Dropped	YTD Net Growth	YTD Net Growth%	Member Count 12 Months Ago	Avg. length of service for dropped members	Months Since Last MMR ***	Yrs. Since Last Officer Report	President Rotation	Vice President Reported ****	Months Since Last Activity Report ***	Account Balance	Donations for current Fiscal Year
			Number of times on status quo within last two years	If below 15 members appears				If net loss is greater than 20% appears			If no report in 3 months appears in	When more than one year appears in	Number of repeat terms	Notes the officers that do not have an active	If no report at 12 months red		
123336	Guangdong Deshang	10/10/2014	Active	23	0	0	0	0.00%	0		13			P,S,T,M,VP SC	N/A		
133755	Guangdong Dexin	01/29/2018	Active	25	1	0	1	4.17%	0		1			P,S,T,M,VP SC	N/A		
125607	Guangdong Deyuan	08/11/2015	Active	30	0	0	0	0.00%	0		8			P,S,T,M,VP SC	N/A		
119280	GUANGDONG DONGJIANG	05/02/2013	Active	34	0	0	0	0.00%	0		8			P,S,T,M,VP SC	24+		
120762	Guangdong Dragon Virtue	11/15/2013	Active	20	1	0	1	5.26%	0		1			P,S,T,M,VP SC	N/A		
123344	Guangdong Dragonet	10/10/2014	Active	21	0	0	0	0.00%	0		8	1	None	P,S,T,M,VP SC	N/A		
126502	Guangdong Eagle Golf	01/08/2016	Active	43	0	0	0	0.00%	0		8			P,S,T,M,VP SC	N/A		
Exc Award (06/30/2017, 06/30/2023)																	
124001	Guangdong Fangzhou	01/19/2015	Active	35	0	0	0	0.00%	0		8			P,S,T,M,VP SC	N/A		
118082	GUANGDONG FEIHONG	10/22/2012	Active	44	0	0	0	0.00%	0		8			P,S,T,M,VP SC	N/A		
133722	Guangdong Fengcai	01/26/2018	Active	18	3	0	3	20.00%	0		1			P,S,T,M,VP SC	N/A		
130482	Guangdong Fengcheng	03/23/2017	Active	26	0	0	0	0.00%	0		8			P,S,T,M,VP SC	N/A		
127700	Guangdong Fengdu	05/24/2016	Active	15	0	0	0	0.00%	0		8			P,S,T,M,VP SC	N/A		
117474	GUANGDONG FENGZE	07/25/2012	Active	32	0	0	0	0.00%	0		13			P,S,T,M,VP SC	N/A		
112066	GUANGDONG Flight	08/19/2011	Active	26	0	0	0	0.00%	0		8			P,S,T,M,VP SC	N/A		
116576	GUANGDONG FU HUI	04/16/2012	Active	39	0	0	0	0.00%	0		13			P,S,T,M,VP SC	N/A		
121680	Guangdong Furong	03/26/2014	Active	31	0	0	0	0.00%	0		13			P,S,T,M,VP SC	N/A		
107934	GUANGDONG FUTURE SUNLIGHT	03/29/2010	Active	19	0	0	0	0.00%	0		7			P,S,T,M,VP SC	24+		
115915	GUANGDONG GOLF	02/07/2012	Active	24	0	0	0	0.00%	0		8			P,S,T,M,VP SC	N/A		
131119	Guangdong Grand Health	05/31/2017	Active	8	0	0	0	0.00%	0		8		None	P,S,T,M,VP SC	N/A		
115913	GUANGDONG GREAT FUND	01/25/2012	Active	30	0	0	0	0.00%	0		8			P,S,T,M,VP SC	N/A		
116580	GUANGDONG GUANG MEI	04/16/2012	Active	48	0	0	0	0.00%	0		8			P,S,T,M,VP SC	N/A		
Exc Award (06/30/2017)																	
101046	GUANGDONG GUANG MING	01/23/2008	Active	28	0	0	0	0.00%	0		13			P,S,T,M,VP SC	24+		
Exc Award (06/30/2023)																	



# Club Health Assessment for District 381 through February 2025

			Status	Membership							Reports					Finance		LCIF
Club Number	Club Name	Charter Date		Current Member Count	YTD Members Added	YTD Members Dropped	YTD Net Growth	YTD Net Growth%	Member Count 12 Months Ago	Avg. length of service for dropped members	Months Since Last MMR ***	Yrs. Since Last Officer Report	President Rotation	Vice President Reported ****	Months Since Last Activity Report ***	Account Balance	Donations for current Fiscal Year	
			Number of times on status quo within last two years	If below 15 members appears				If net loss is greater than 20% appears			If no report in 3 months appears in	When more than one year appears in	Number of repeat terms	Notes the officers that do not have an active	If no report at 12 months red			
105829	GUANGDONG GUANG ZHOU RAY OF LIFE	06/16/2009	Active	45	0	0	0	0.00%	0		8			P,S,T,M,VP SC	24+			
118300	GUANGDONG GUANGHUA	11/09/2012	Active	42	0	0	0	0.00%	0		8			P,S,T,M,VP SC	N/A			
134328	Guangdong Guanghui	04/05/2018	Active	30	0	1	-1	-3.23%	0	7	8			P,S,T,M,VP SC	N/A			
134262	Guangdong Guangmin	03/30/2018	Active	23	0	0	0	0.00%	0		8			P,S,T,M,VP SC	N/A			
124002	Guangdong Guangshun	01/19/2015	Active	43	0	0	0	0.00%	0		13			P,S,T,M,VP SC	N/A			
124727	Guangdong Guanyigolf	04/30/2015	Active	36	0	0	0	0.00%	0		8			P,S,T,M,VP SC	N/A			
Exc Award (06/30/2017)																		
134301	Guangdong Gujing	04/03/2018	Active	14	1	0	1	7.69%	0		1	1	None	P,S,T,M,VP SC	N/A			
122873	Guangdong Haitian	07/31/2014	Active	39	0	0	0	0.00%	0		13			P,S,T,M,VP SC	N/A			
111724	GUANGDONG HAKKA	08/04/2011	Active	23	0	0	0	0.00%	0		8			P,S,T,M,VP SC	N/A			
127680	Guangdong Hanjiang	05/24/2016	Active	36	7	0	7	24.14%	0		1			P,S,T,M,VP SC	N/A			
111318	GUANGDONG HE XIE	06/08/2011	Active	47	0	0	0	0.00%	0		13			P,S,T,M,VP SC	N/A			
128951	Guangdong Heai	09/20/2016	Active	126	0	0	0	0.00%	0		8			P,S,T,M,VP SC	N/A			
135032	Guangdong HeChang	06/06/2018	Active	83	5	0	5	6.41%	0		1			P,S,T,M,VP SC	N/A			
129548	Guangdong Hedao	11/30/2016	Active	31	0	0	0	0.00%	0		8			P,S,T,M,VP SC	N/A			
127095	Guangdong Hengshun	03/17/2016	Active	29	0	0	0	0.00%	0		13			P,S,T,M,VP SC	N/A			
Exc Award (06/30/2017)																		
133741	Guangdong Hengze	01/29/2018	Active	28	2	0	2	7.69%	0		1			P,S,T,M,VP SC	N/A			
121839	Guangdong Hero	04/10/2014	Active	44	6	0	6	15.79%	0		1			P,S,T,M,VP SC	N/A			
118330	GUANGDONG HEXIEJIANKANG	11/20/2012	Active	33	0	0	0	0.00%	0		13			P,S,T,M,VP SC	N/A			
117471	GUANGDONG HEXIN	07/25/2012	Active	24	0	0	0	0.00%	0		8			P,S,T,M,VP SC	N/A			
132491	Guangdong Hongde	08/17/2017	Active	24	0	0	0	0.00%	0		13			P,S,T,M,VP SC	N/A			
129879	Guangdong Hongtouchuan	01/20/2017	Active	32	0	0	0	0.00%	0		13			P,S,T,M,VP SC	N/A			
107454	GUANGDONG HOPE	02/10/2010	Active	25	0	0	0	0.00%	0		8			P,S,T,M,VP SC	24+			
118387	GUANGDONG HOST JIANGMEN	11/29/2012	Active	39	0	0	0	0.00%	0		8			P,S,T,M,VP SC	N/A			



# Club Health Assessment for District 381 through February 2025

			Status	Membership						Reports					Finance		LCIF
Club Number	Club Name	Charter Date		Current Member Count	YTD Members Added	YTD Members Dropped	YTD Net Growth	YTD Net Growth%	Member Count 12 Months Ago	Avg. length of service for dropped members	Months Since Last MMR ***	Yrs. Since Last Officer Report	President Rotation	Vice President Reported ****	Months Since Last Activity Report ***	Account Balance	Donations for current Fiscal Year
			Number of times on status quo within last two years	If below 15 members appears				If net loss is greater than 20% appears			If no report in 3 months appears in	When more than one year appears in	Number of repeat terms	Notes the officers that do not have an active	If no report at 12 months red		
133734	Guangdong Ht-hold	01/26/2018	Active	26	0	0	0	0.00%	0		13			P,S,T,M,VP SC	N/A		
130509	Guangdong Huacheng	03/28/2017	Active	22	0	0	0	0.00%	0		8			P,S,T,M,VP SC	N/R		
125605	Guangdong Huasen	08/28/2015	Active	27	0	0	0	0.00%	0		13			P,S,T,M,VP SC	N/A		
134227	Guangdong Huawen	03/29/2018	Active	19	0	0	0	0.00%	0		8			P,S,T,M,VP SC	N/R		
128953	Guangdong Huaxian	09/23/2016	Active	28	2	0	2	7.69%	0		1			P,S,T,M,VP SC	N/A		
133723	Guangdong Huazhidu	01/26/2018	Active	43	0	0	0	0.00%	0		8			P,S,T,M,VP SC	N/A		
120853	Guangdong Huiai	12/02/2013	Active	38	0	0	0	0.00%	0		8			P,S,T,M,VP SC	N/A		
Exc Award (06/30/2017)																	
121679	Guangdong Huicheng	03/26/2014	Active	14	0	0	0	0.00%	0		8			P,S,T,M,VP SC	N/A		
124006	Guangdong Huilong	01/19/2015	Active	22	0	0	0	0.00%	0		13			P,S,T,M,VP SC	N/A		
134228	Guangdong Huize	03/26/2018	Active	15	0	0	0	0.00%	0		8			P,S,T,M,VP SC	N/A		
128992	Guangdong Hushan	09/23/2016	Active	21	0	0	0	0.00%	0		8			P,S,T,M,VP SC	N/A		
128747	Guangdong Huying	08/26/2016	Active	48	0	0	0	0.00%	0		13			P,S,T,M,VP SC	N/A		
125606	Guangdong I Flying	08/11/2015	Active	18	0	0	0	0.00%	0		8			P,S,T,M,VP SC	N/A		
115323	GUANGDONG ILLUMINATE	10/26/2011	Active	48	0	0	0	0.00%	0		8			P,S,T,M,VP SC	N/A		
Exc Award (06/30/2017)																	
111583	GUANGDONG JIA DE	06/30/2011	Active	29	0	0	0	0.00%	0		19			P,S,T,M,VP SC	N/A		
122052	Guangdong Jia Ying	04/30/2014	Active	37	0	0	0	0.00%	0		13			P,S,T,M,VP SC	N/A		
116589	GUANGDONG JIA YUAN	04/17/2012	Active	44	0	0	0	0.00%	0		8			P,S,T,M,VP SC	N/A		
130239	Guangdong Jicheng	02/27/2017	Active	16	0	0	0	0.00%	0		8			P,S,T,M,VP SC	N/A		
120986	Guangdong Jinguo	12/18/2013	Active	20	0	0	0	0.00%	0		8			P,S,T,M,VP SC	24+		
127503	Guangdong Jinsha	05/16/2016	Active	26	0	0	0	0.00%	0		8			S,T,M,VP,SC	N/A		
Exc Award (06/30/2017)																	
119858	Guangdong Jinshi	06/27/2013	Active	35	0	0	0	0.00%	0		7			P,S,T,M,VP SC	N/A		
109711	GUANGDONG JIUSHAN	11/16/2010	Active	21	0	0	0	0.00%	0		7			P,S,T,M,VP SC	24+		
118386	GUANGDONG JIUZHOU	11/29/2012	Active	28	3	0	3	12.00%	0		1			P,S,T,M,VP SC	N/A		



# Club Health Assessment for District 381 through February 2025

			Status	Membership							Reports					Finance		LCIF
Club Number	Club Name	Charter Date		Current Member Count	YTD Members Added	YTD Members Dropped	YTD Net Growth	YTD Net Growth%	Member Count 12 Months Ago	Avg. length of service for dropped members	Months Since Last MMR ***	Yrs. Since Last Officer Report	President Rotation	Vice President Reported ****	Months Since Last Activity Report ***	Account Balance	Donations for current Fiscal Year	
			Number of times on status quo within last two years	If below 15 members appears				If net loss is greater than 20% appears			If no report in 3 months appears in	When more than one year appears in	Number of repeat terms	Notes the officers that do not have an active	If no report at 12 months appears in red			
119895	Guangdong Jucheng	06/28/2013	Active	31	10	0	10	47.62%	0		1			P,S,T,M,VP SC	N/A			
130227	Guangdong Juxian	02/24/2017	Active	22	6	0	6	37.50%	0		1			P,S,T,M,VP SC	N/A			
121844	Guangdong Kedu	04/10/2014	Active	25	0	0	0	0.00%	0		19			P,S,T,M,VP SC	N/A			
129620	Guangdong Kind Power	12/14/2016	Active	41	4	0	4	10.81%	0		1			P,S,T,M,VP SC	N/A			
119890	Guangdong Lanhaizhiguang	06/28/2013	Active	29	0	0	0	0.00%	0		13			P,S,T,M,VP SC	N/A			
101687	GUANGDONG LE SHAN	05/13/2008	Active	57	2	0	2	3.64%	0		4			P,S,T,M,VP SC	24+			
118084	GUANGDONG LEAI	10/22/2012	Active	37	0	0	0	0.00%	0		8			P,S,T,M,VP SC	N/A			
110411	GUANGDONG LEGEND	02/22/2011	Active	14	0	0	0	0.00%	0		8			P,S,T,M,VP SC	24+		\$1,000.00	
Exc Award (06/30/2017)																		
134269	Guangdong Lejia	03/30/2018	Active	22	0	0	0	0.00%	0		8			P,S,T,M,VP SC	N/A			
105826	GUANGDONG LIANDEZHUOYUE	06/16/2009	Active	26	1	0	1	4.00%	0		4			P,S,T,M,VP SC	24+			
111116	GUANGDONG LIANG DU	05/19/2011	Active	31	3	0	3	10.71%	0		1			P,S,T,M,VP SC	24+			
120988	Guangdong Lianjiang	12/18/2013	Active	84	0	0	0	0.00%	0		5			P,S,T,M,VP SC	N/A			
130224	Guangdong Life Guidance	02/24/2017	Cancelled(8*)	0	0	0	0	0.00%	0		8	1	None	P,S,T,M,VP SC	N/A	90+ Days		
120761	Guangdong Lily	11/15/2013	Active	25	0	0	0	0.00%	0		8			P,S,T,M,VP SC	N/A			
134261	Guangdong Longcheng	03/30/2018	Active	28	2	0	2	7.69%	0		1			P,S,T,M,VP SC	N/A			
124005	Guangdong Longdu	01/19/2015	Active	21	3	0	3	16.67%	0		1			P,S,T,M,VP SC	N/A			
132924	Guangdong Longteng	10/25/2017	Active	26	0	0	0	0.00%	0		8			P,S,T,M,VP SC	N/A			
134260	Guangdong Longwan	04/13/2018	Active	28	0	0	0	0.00%	0		13			P,S,T,M,VP SC	N/A			
124011	Guangdong Longzhu	01/20/2015	Active	28	0	0	0	0.00%	0		8			P,S,T,M,VP SC	N/A			
Exc Award (06/30/2017)																		
119278	GUANGDONG LOVE SEA	05/02/2013	Active	6	0	0	0	0.00%	0		8			P,S,T,M,VP SC	N/A			
112077	GUANGDONG LOVE STRENGTH	08/22/2011	Active	37	0	0	0	0.00%	0		8			P,S,T,M,VP SC	N/A			
122871	Guangdong Loyalty	07/31/2014	Active	27	0	0	0	0.00%	0		13			P,S,T,M,VP SC	N/A			
130247	Guangdong Luofu Mountain	02/28/2017	Active	24	0	0	0	0.00%	0		8			P,S,T,M,VP SC	N/A			



# Club Health Assessment for District 381 through February 2025

			Status	Membership						Reports					Finance		LCIF
Club Number	Club Name	Charter Date		Current Member Count	YTD Members Added	YTD Members Dropped	YTD Net Growth	YTD Net Growth%	Member Count 12 Months Ago	Avg. length of service for dropped members	Months Since Last MMR ***	Yrs. Since Last Officer Report	President Rotation	Vice President Reported ****	Months Since Last Activity Report ***	Account Balance	Donations for current Fiscal Year
			Number of times on status quo within last two years	If below 15 members appears					If net loss is greater than 20% appears		If no report in 3 months appears in	When more than one year appears in	Number of repeat terms	Notes the officers that do not have an active	If no report at 12 months appears in red		
126827	Guangdong Lying Kun	02/09/2016	Active	21	0	0	0	0.00%	0		8			P,S,T,M,VP SC	N/A		
127702	Guangdong Meiye	05/26/2016	Active	21	0	0	0	0.00%	0		8			P,S,T,M,VP SC	N/A		
118715	GUANGDONG MINGEN	02/04/2013	Active	18	0	0	0	0.00%	0		8			P,S,T,M,VP SC	N/A		
123338	Guangdong Mingren	10/10/2014	Active	30	0	0	0	0.00%	0		9	1	None	P,S,T,M,VP SC	N/A		
124725	Guangdong Mingyang	04/30/2015	Active	23	0	0	0	0.00%	0		8			P,S,T,M,VP SC	N/A		
123345	Guangdong Mingze	10/10/2014	Active	57	1	0	1	1.79%	0		7			P,S,T,M,VP SC	N/A		
122258	Guangdong Mingzhu	05/19/2014	Active	26	3	0	3	13.04%	0		1			P,S,T,M,VP SC	N/A		
123343	Guangdong Moolove	10/10/2014	Active	31	0	0	0	0.00%	0		8			P,S,T,M,VP SC	N/R		
135043	Guangdong Nansha Bay	06/07/2018	Active	17	0	0	0	0.00%	0		8	1	None	P,S,T,M,VP SC	N/A		
109712	GUANGDONG OASIS	11/16/2010	Active	57	0	0	0	0.00%	0		8			P,S,T,M,VP SC	24+		
126367	Guangdong Panshan	12/17/2015	Active	27	0	0	0	0.00%	0		8			P,S,T,M,VP SC	N/A		
106747	GUANGDONG PEARL OF THE FLOWER CITY	10/15/2009	Active	46	0	0	0	0.00%	0		13			P,S,T,M,VP SC	24+		
110231	GUANGDONG PING AN	01/27/2011	Active	33	0	0	0	0.00%	0		8			P,S,T,M,VP SC	24+		
123339	Guangdong Puguang	10/10/2014	Active	35	0	0	0	0.00%	0		8	1	None	P,S,T,M,VP SC	N/A		
110703	GUANGDONG QI HANG	04/04/2011	Active	27	0	0	0	0.00%	0		13			P,S,T,M,VP SC	24+		
106741	GUANGDONG QIANJIN	10/15/2009	Active	30	0	0	0	0.00%	0		8			P,S,T,M,VP SC	24+		
130547	GUANGDONG QIAODU	03/28/2017	Active	28	0	0	0	0.00%	0		7			P,S,T,M,VP SC	N/A		
127701	Guangdong Qichang	05/26/2016	Active	23	0	0	0	0.00%	0		8			P,S,T,M,VP SC	N/A		
124330	Guangdong Qichen	04/27/2015	Active	28	0	0	0	0.00%	0		8			P,S,T,M,VP SC	N/A		
117476	GUANGDONG QIJIANG	07/25/2012	Active	31	5	0	5	19.23%	0		1			P,S,T,M,VP SC	24+		
121677	Guangdong Qingcheng	03/26/2014	Active	27	0	0	0	0.00%	0		8			P,S,T,M,VP SC	N/A		
128954	Guangdong Qingtian	09/21/2016	Active	27	0	0	0	0.00%	0		8			P,S,T,M,VP SC	N/A		
120227	Guangdong Rastar	08/27/2013	Active	33	0	0	0	0.00%	0		8			P,S,T,M,VP SC	24+		
129911	Guangdong Renhe	01/24/2017	Active	39	0	0	0	0.00%	0		13			P,S,T,M,VP SC	N/A		
133732	Guangdong Rising Sun	01/26/2018	Active	15	0	0	0	0.00%	0		8			P,S,T,M,VP SC	N/A		



# Club Health Assessment for District 381 through February 2025

			Status	Membership						Reports					Finance		LCIF
Club Number	Club Name	Charter Date		Current Member Count	YTD Members Added	YTD Members Dropped	YTD Net Growth	YTD Net Growth%	Member Count 12 Months Ago	Avg. length of service for dropped members	Months Since Last MMR ***	Yrs. Since Last Officer Report	President Rotation	Vice President Reported ****	Months Since Last Activity Report ***	Account Balance	Donations for current Fiscal Year
			Number of times on status quo within last two years	If below 15 members appears				If net loss is greater than 20% appears			If no report in 3 months appears in	When more than one year appears in	Number of repeat terms	Notes the officers that do not have an active	If no report at 12 months appears in red		
132948	Guangdong Rongda	10/30/2017	Active	26	3	0	3	13.04%	0		1			P,S,T,M,VP SC	N/A		
129878	Guangdong Ronghong	01/31/2017	Active	32	2	0	2	6.67%	0		1			P,S,T,M,VP SC	N/A		
132560	Guangdong Rongjiang	08/25/2017	Active	29	0	0	0	0.00%	0		8			P,S,T,M,VP SC	N/A		
127428	Guangdong Ruoshuinvzi	04/28/2016	Active	18	0	0	0	0.00%	0		8			P,S,T,M,VP SC	N/A		
115912	GUANGDONG SAILING	01/25/2012	Active	21	0	0	0	0.00%	0		8		None	P,S,T,M,VP SC	N/A		
120225	Guangdong Sea Turtle	08/27/2013	Active	11	0	0	0	0.00%	0		8	1	None	P,S,T,M,VP SC	N/A		
131121	Guangdong Shan Mei	05/31/2017	Active	32	0	0	0	0.00%	0		13			P,S,T,M,VP SC	N/A		
133727	Guangdong Shangai	01/29/2018	Active	32	2	0	2	6.67%	0		1			P,S,T,M,VP SC	N/A		
118076	GUANGDONG SHANGSHAN	10/22/2012	Active	26	0	0	0	0.00%	0		19		None	P,S,T,M,VP SC	24+		
134258	Guangdong Shanren	03/30/2018	Active	41	0	0	0	0.00%	0		19			P,S,T,M,VP SC	N/A		
129877	Guangdong Shanwei	01/24/2017	Active	34	0	0	0	0.00%	0		13			P,S,T,M,VP SC	N/A		
124328	Guangdong Shanxin	04/27/2015	Active	24	0	0	0	0.00%	0		7			P,S,T,M,VP SC	N/A		
	Exc Award (06/30/2017)																
123335	Guangdong Shanxing	10/10/2014	Active	30	0	0	0	0.00%	0		8			P,S,T,M,VP SC	N/A		
118078	GUANGDONG SHANYUAN	10/22/2012	Active	33	0	0	0	0.00%	0		13			P,S,T,M,VP SC	N/A		
123998	Guangdong Shaohua	01/19/2015	Active	26	9	0	9	52.94%	0		1			P,S,T,M,VP SC	N/A		
131290	Guangdong Shaozhou	06/13/2017	Active	46	6	0	6	15.00%	0		1			P,S,T,M,VP SC	N/A		
115916	GUANGDONG SHENGDE	01/24/2012	Active	14	1	0	1	7.69%	0		1	1	None	P,S,T,M,VP SC	24+		
134231	Guangdong Shicheng	03/30/2018	Active	28	0	0	0	0.00%	0		8			P,S,T,M,VP SC	N/A		
121689	Guangdong Shishan	03/27/2014	Active	30	0	0	0	0.00%	0		8			P,S,T,M,VP SC	N/A		
	Exc Award (06/30/2017)																
130925	Guangdong ShunHe	05/15/2017	Active	38	0	0	0	0.00%	0		13			P,S,T,M,VP SC	N/A		
121690	Guangdong Siji	03/27/2014	Active	90	0	0	0	0.00%	0		7			P,S,T,M,VP SC	N/A		
128955	Guangdong Songshanhu	09/28/2016	Active	43	0	0	0	0.00%	0		8			P,S,T,M,VP SC	N/A		
118327	GUANGDONG SPIRIT	11/20/2012	Active	27	0	1	-1	-3.57%	0	14	8			P,S,T,M,VP SC	N/A		



# Club Health Assessment for District 381 through February 2025

			Status	Membership						Reports					Finance		LCIF
Club Number	Club Name	Charter Date		Current Member Count	YTD Members Added	YTD Members Dropped	YTD Net Growth	YTD Net Growth%	Member Count 12 Months Ago	Avg. length of service for dropped members	Months Since Last MMR ***	Yrs. Since Last Officer Report	President Rotation	Vice President Reported ****	Months Since Last Activity Report ***	Account Balance	Donations for current Fiscal Year
			Number of times on status quo within last two years	If below 15 members appears				If net loss is greater than 20% appears			If no report in 3 months appears in	When more than one year appears in	Number of repeat terms	Notes the officers that do not have an active	If no report at 12 months red		
134256	Guangdong Star	03/29/2018	Active	16	0	0	0	0.00%	0		8			P,S,T,M,VP SC	N/A		
122261	Guangdong Sunrise	05/19/2014	Active	27	0	0	0	0.00%	0		8			P,S,T,M,VP SC	N/A		
118714	GUANGDONG SUN'S ANGEL	02/04/2013	Active	30	0	0	0	0.00%	0		5			P,S,T,M,VP SC	24+		
129897	Guangdong Swing for Love	01/18/2017	Active	21	0	0	0	0.00%	0		9			S,T,M,VP,SC	N/A		
121841	Guangdong Tai Yang	04/10/2014	Active	33	0	0	0	0.00%	0		8			P,S,T,M,VP SC	N/A		
131295	Guangdong Tan Nan Leading	06/13/2017	Active	28	3	0	3	12.00%	0		1			P,S,T,M,VP SC	N/A		
123999	Guangdong Tang	01/19/2015	Active	28	0	0	0	0.00%	0		8			P,S,T,M,VP SC	N/A		
133763	Guangdong Tangxuan	01/29/2018	Active	24	0	0	0	0.00%	0		20			S,T,M,VP,SC	N/A		
106190	GUANGDONG THANKSGIVING	08/07/2009	Active	49	0	0	0	0.00%	0		13			P,S,T,M,VP SC	24+		
129595	Guangdong Tiandao	12/09/2016	Active	22	0	0	0	0.00%	0		8			P,S,T,M,VP SC	N/A		
120226	Guangdong Tianliang	08/27/2013	Active	28	0	0	0	0.00%	0		8			P,S,T,M,VP SC	N/A		
117478	GUANGDONG TIANXINGJIAN	07/26/2012	Active	18	0	0	0	0.00%	0		8	1	None	P,S,T,M,VP SC	N/A		
121691	Guangdong Tie Fu	03/27/2014	Active	47	0	0	0	0.00%	0		8			S,T,M,VP,SC	N/A		
124326	Guangdong Tie Shan Lan	04/27/2015	Active	27	0	0	0	0.00%	0		8			P,S,T,M,VP SC	N/A		
131289	GUANGDONG TIEJUN	06/13/2017	Active	28	1	0	1	3.70%	0		4			P,S,T,M,VP SC	N/A		
130497	Guangdong Together With One Heart	03/31/2017	Active	35	1	0	1	2.94%	0		4			P,S,T,M,VP SC	N/A		
111541	GUANGDONG TONG XIN	06/29/2011	Active	26	0	0	0	0.00%	0		13			P,S,T,M,VP SC	N/A		
Exc Award (06/30/2017)																	
118087	GUANGDONG TONGDE	10/22/2012	Active	54	0	0	0	0.00%	0		8			P,S,T,M,VP SC	N/A		
124726	Guangdong Tongji	04/30/2015	Active	35	1	0	1	2.94%	0		1			P,S,T,M,VP SC	N/A		
106191	GUANGDONG VIRTUE & WISDOM	08/07/2009	Active	25	0	0	0	0.00%	0		13			P,S,T,M,VP SC	24+		
123340	Guangdong Wanan	10/10/2014	Active	31	0	0	0	0.00%	0		8			P,S,T,M,VP SC	N/A		
Exc Award (06/30/2017, 06/30/2023)																	
112078	GUANGDONG WANLV LAKE	08/23/2011	Active	37	0	0	0	0.00%	0		8			P,S,T,M,VP SC	N/A		
125308	Guangdong Weilong	07/16/2015	Active	22	0	0	0	0.00%	0		8			P,S,T,M,VP SC	N/A		



## Club Health Assessment for District 381 through February 2025

			Status	Membership						Reports					Finance		LCIF
Club Number	Club Name	Charter Date		Current Member Count	YTD Members Added	YTD Members Dropped	YTD Net Growth	YTD Net Growth%	Member Count 12 Months Ago	Avg. length of service for dropped members	Months Since Last MMR ***	Yrs. Since Last Officer Report	President Rotation	Vice President Reported ****	Months Since Last Activity Report ***	Account Balance	Donations for current Fiscal Year
			Number of times on status quo within last two years	If below 15 members appears				If net loss is greater than 20% appears			If no report in 3 months appears in	When more than one year appears in	Number of repeat terms	Notes the officers that do not have an active	If no report at 12 months red		
Exc Award (06/30/2017)																	
132946	Guangdong Wingchun	10/30/2017	Active	35	1	0	1	2.94%	0		2			P,S,T,M,VP SC	N/A		\$10,000.00
119898	Guangdong Wisdom Core	06/28/2013	Active	27	0	0	0	0.00%	0		8			P,S,T,M,VP SC	N/A		
127005	Guangdong Wish Star	04/06/2016	Active	33	0	0	0	0.00%	0		7			P,S,T,M,VP SC	N/A		
133753	Guangdong Wutong	01/29/2018	Active	31	0	0	0	0.00%	0		8			P,S,T,M,VP SC	N/A		
122053	Guangdong Wuyi	04/30/2014	Active	18	0	0	0	0.00%	0		8			P,S,T,M,VP SC	N/A		
123341	Guangdong Xiangjiang	10/10/2014	Active	33	2	0	2	6.45%	0		1			P,S,T,M,VP SC	N/A		
Exc Award (06/30/2023)																	
129151	Guangdong Xiao Tian Xia	10/20/2016	Active	27	0	0	0	0.00%	0		13			P,S,T,M,VP SC	N/A		90+ Days
127096	Guangdong Xiaode	03/17/2016	Cancelled(8*)	0	0	0	0	0.00%	0		8	1	None	P,S,T,M,VP SC	N/A		
134229	Guangdong Xiaoxing	03/26/2018	Active	35	0	0	0	0.00%	0		8			P,S,T,M,VP SC	N/A		
110499	GUANGDONG XING FU	03/02/2011	Active	30	3	0	3	11.11%	0		1			P,S,T,M,VP SC	24+		
111110	GUANGDONG XING HAI	05/18/2011	Active	40	0	2	-2	-4.76%	0	7	7			P,S,T,M,VP SC	24+		
121842	Guangdong Xingfengjiang	04/10/2014	Active	26	0	0	0	0.00%	0		8			P,S,T,M,VP SC	N/A		
124329	GUANGDONG XINGHE	04/27/2015	Active	20	0	0	0	0.00%	0		9			P,S,T,M,VP SC	N/A		
134918	Guangdong XingHuo	05/30/2018	Active	24	4	0	4	20.00%	0		1			P,S,T,M,VP SC	N/R		
133765	Guangdong Xingzhou	01/29/2018	Active	27	1	0	1	3.85%	0		1			P,S,T,M,VP SC	N/A		
130929	Guangdong XiYue	05/15/2017	Active	23	0	0	0	0.00%	0		8			P,S,T,M,VP SC	N/A		
120229	Guangdong Yandu	08/27/2013	Active	30	4	0	4	15.38%	0		1			P,S,T,M,VP SC	N/A		
Exc Award (06/30/2017)																	
130923	Guangdong YangGuangJianKang	05/15/2017	Active	13	0	0	0	0.00%	0		8			S,T,M,VP,SC	N/A		
130520	GUANGDONG YANGMING	03/28/2017	Active	49	25	0	25	104.17%	0		0			P,S,T,M,VP SC	N/A		
120763	Guangdong Yangshan	11/15/2013	Active	33	0	0	0	0.00%	0		13			P,S,T,M,VP SC	N/A		
Exc Award (06/30/2017)																	
133738	Guangdong Yangxin	01/29/2018	Active	13	0	0	0	0.00%	0		8			P,S,T,M,VP SC	N/A		
133736	Guangdong Yayuan	01/29/2018	Active	29	2	0	2	7.41%	0		1	1	None	P,S,T,M,VP SC	N/A		




## Club Health Assessment for District 381 through February 2025

			Status	Membership						Reports					Finance		LCIF
Club Number	Club Name	Charter Date		Current Member Count	YTD Members Added	YTD Members Dropped	YTD Net Growth	YTD Net Growth%	Member Count 12 Months Ago	Avg. length of service for dropped members	Months Since Last MMR ***	Yrs. Since Last Officer Report	President Rotation	Vice President Reported ****	Months Since Last Activity Report ***	Account Balance	Donations for current Fiscal Year
			Number of times on status quo within last two years	If below 15 members appears				If net loss is greater than 20% appears			If no report in 3 months appears in	When more than one year appears in	Number of repeat terms	Notes the officers that do not have an active	If no report at 12 months red		
129875	Guangdong Ying Shi	01/25/2017	Active	8	0	0	0	0.00%	0		8			P,S,T,M,VP SC	N/A		
134345	Guangdong Yinping	04/16/2018	Active	38	0	0	0	0.00%	0		8			P,S,T,M,VP SC	N/A		
126497	Guangdong Youwei	01/08/2016	Active	35	0	0	0	0.00%	0		8			P,S,T,M,VP SC	N/A		
	Exc Award (06/30/2017)																
131291	Guangdong Yuanmeng	06/13/2017	Active	47	0	0	0	0.00%	0		8			P,S,T,M,VP SC	N/A		
	Exc Award (06/30/2023)																
124728	Guangdong Yue Long	06/19/2015	Active	34	4	0	4	13.33%	0		1			P,S,T,M,VP SC	N/A		
126549	Guangdong Yue Meng	01/27/2016	Active	27	0	0	0	0.00%	0		9	2	None	P,S,T,M,VP SC	N/A		
111114	GUANGDONG YUE QI	05/18/2011	Active	30	0	0	0	0.00%	0		8			P,S,T,M,VP SC	24+		
111111	GUANGDONG YUE XIN	05/18/2011	Active	19	0	0	0	0.00%	0		8			P,S,T,M,VP SC	24+		
134913	Guangdong YueChuan	06/01/2018	Active	34	3	0	3	9.68%	0		4			P,S,T,M,VP SC	N/A		
119902	Guangdong Yuehe	06/29/2013	Active	29	0	0	0	0.00%	0		13			P,S,T,M,VP SC	N/A		
121059	Guangdong Yuexi	12/30/2013	Active	29	2	0	2	7.41%	0		1			P,S,T,M,VP SC	N/A		
	Exc Award (06/30/2017)																
130498	Guangdong Yunai	03/22/2017	Active	21	2	0	2	10.53%	0		1			P,S,T,M,VP SC	N/A		
122872	Guangdong Zhao Yang	07/31/2014	Active	29	1	0	1	3.57%	0		1			P,S,T,M,VP SC	N/A		
120852	Guangdong Zhaohui	12/02/2013	Active	24	0	0	0	0.00%	0		8			P,S,T,M,VP SC	N/A		
131133	Guangdong Zheng He	06/02/2017	Active	38	0	0	0	0.00%	0		8			P,S,T,M,VP SC	N/A		
126498	Guangdong Zhengdao	01/08/2016	Active	20	0	0	0	0.00%	0		8			P,S,T,M,VP SC	N/A		
120759	Guangdong Zhengde	11/14/2013	Active	23	1	0	1	4.55%	0		1			P,S,T,M,VP SC	N/A		
	Exc Award (06/30/2017)																
124076	Guangdong Zhenhua	01/27/2015	Active	20	0	0	0	0.00%	0		8			P,S,T,M,VP SC	N/A		
120983	Guangdong ZhiFei	12/18/2013	Active	32	2	0	2	6.67%	0		1			S,T,M,VP,SC	N/A		
134232	Guangdong Zhixiang	03/30/2018	Active	39	1	0	1	2.63%	0		1			P,S,T,M,VP SC	N/A		
121693	Guangdong Zhixing	03/27/2014	Active	46	0	0	0	0.00%	0		8			P,S,T,M,VP SC	N/A		
120856	Guangdong Zhong Yang	12/02/2013	Active	23	6	0	6	35.29%	0		1			P,S,T,M,VP SC	N/A		



## Club Health Assessment for District 381 through February 2025

			Status	Membership						Reports					Finance	LCIF	
Club Number	Club Name	Charter Date		Current Member Count	YTD Members Added	YTD Members Dropped	YTD Net Growth	YTD Net Growth%	Member Count 12 Months Ago	Avg. length of service for dropped members	Months Since Last MMR ***	Yrs. Since Last Officer Report	President Rotation	Vice President Reported ****	Months Since Last Activity Report ***	Account Balance	Donations for current Fiscal Year
			Number of times on status quo within last two years	If below 15 members appears				If net loss is greater than 20% appears			If no report in 3 months appears in	When more than one year appears in	Number of repeat terms	Notes the officers that do not have an active	If no report at 12 months appears in red		
123342	Guangdong Zhongai	10/10/2014	Active	17	0	0	0	0.00%	0		8	1	None	P,S,T,M,VP SC	N/A		
133742	Guangdong Zhongdahuashang	01/29/2018	Active	47	1	0	1	2.17%	0		1			P,S,T,M,VP SC	N/A		
130954	GUANGDONG ZHONGLIAN	05/12/2017	Active	19	2	0	2	11.76%	0		1			P,S,T,M,VP SC	N/A		
127006	Guangdong Zhongmao	03/09/2016	Active	40	2	0	2	5.26%	0		1			P,S,T,M,VP SC	N/A		
133739	Guangdong Zhongqing	01/29/2018	Active	24	0	0	0	0.00%	0		9			P,S,T,M,VP SC	N/A		
129880	Guangdong Zhongzhan	01/25/2017	Active	27	4	0	4	17.39%	0		1			P,S,T,M,VP SC	N/A		
133735	Guangdong Zhufei	01/26/2018	Active	31	3	0	3	10.71%	0		1			P,S,T,M,VP SC	N/A		
116126	GUANGZHOU GUANGDONG COMPANION	02/20/2012	Active	22	0	0	0	0.00%	0		8			P,S,T,M,VP SC	N/A		
116577	GUANGZHOU GUANGDONG XIN YUAN	04/16/2012	Active	24	0	0	0	0.00%	0		8			P,S,T,M,VP SC	N/A		
128952	Guangzhou Love Sunshine	09/23/2016	Active	31	0	0	0	0.00%	0		16			P,S,T,M,VP SC	N/A		

Clubs Cancelled Previous Fiscal Year – Clubs Cancelled within last 12 months may be reinstated

Club Number	Club Name	Charter Date	Current Status*	Cancellation Date
101051	CHINA GUANGDONG SUNSHINE	01/23/2008	Cancelled(6*)	11/29/2023
132490	Guangdong Garden	08/17/2017	Cancelled(6*)	11/29/2023
123337	Guangdong Jianaipengfei	10/10/2014	Cancelled(6*)	11/29/2023

Current Total Clubs Count	YTD New Clubs Count	YTD Cancelled Clubs Count	YTD Net Club Gain	Current Total Members Count	YTD Add	YTD Drop	YTD Net Growth	YTD Net Growth %	Member Count 12 Months Ago	Average Member Count Per Club	% of Clubs with less than 20 members	% No MMR in 3 Months	% No Officer Report in 12 Months	% of Clubs with balance 90+ days	Number of Clubs in Status Quo	% Status Quo Clubs in Financial Suspension	Number of Cancelled Clubs	Average Cancelled Club Age	Members Lost Due to Cancellation	% of Clubs Cancelled for Non-Financial Reasons
277	0	2	-2	8,532	223	5	218	2.62%	0	31	12%	79%	6%	0%	0	0%	2	24	0	0%

\* - P - Priority Club. Cancellation Reasons: 1-Objectives/conduct, 2-Non-active club, 5-Non-existing club, 6-Disbanding, 7-Merger, 8-Financial Suspension, 9-District/Multiple District Dues.

\*\* - Abbreviation: P-President, S-Secretary, T-Treasurer, M-Member Chairperson, VP-First Vice President, MC-Communications Chairperson, SC-Service Chairperson

\*\*\* - Abbreviation: N/R - Never reported using the Lions Clubs website, N/A - Not applicable, No password registered for the Lions Clubs website.

\*\*\*\* - Abbreviation: N - New, IP - Immediate Past, R - Repeat.



# Club Health Assessment for District 382 through February 2025

			Status	Membership							Reports					Finance		LCIF
Club Number	Club Name	Charter Date		Current Member Count	YTD Members Added	YTD Members Dropped	YTD Net Growth	YTD Net Growth%	Member Count 12 Months Ago	Avg. length of service for dropped members	Months Since Last MMR ***	Yrs. Since Last Officer Report	President Rotation	Vice President Reported ****	Months Since Last Activity Report ***	Account Balance	Donations for current Fiscal Year	
			Number of times on status quo within last two years	If below 15 members appears					If net loss is greater than 20% appears		If no report in 3 months appears in	When more than one year appears in	Number of repeat terms	Notes the officers that do not have an active	If no report at 12 months red			
Clubs less than two years old																		
177402	Dalian Ai-Yuexiang	10/10/2024	Active	32	32	0	32	100.00%	0		1			N	T,M,VP,SC	N/A	\$1,000.00	
156409	Dalian Haizhiqing	11/09/2023	Active	30	3	0	3	11.11%	0		7	1	None		P,S,T,M,VP SC	N/A		
156858	Dalian Hexin	01/08/2024	Active	26	2	0	2	8.33%	0		7		None		P,S,T,M,VP SC	N/A	\$1,000.00	
156410	Dalian Julian	11/09/2023	Active	25	9	0	9	56.25%	0		1			N	P,S,T,SC	N/A		
179213	Dalian Kunning	12/10/2024	Newly Chartered	27	27	0	27	100.00%	0		1			N	T,VP,SC	N/A		
156412	Dalian Liancheng	11/09/2023	Active	25	3	1	2	8.70%	0	0	4	1	None		P,S,T,M,VP SC	N/A		
157894	Dalian Qilin Tongde	05/13/2024	Active	30	5	0	5	20.00%	0		2		None		P,S,T,M,VP SC	N/A		
157931	Dalian Tiantian Fuxiang	04/24/2024	Active	32	4	0	4	14.29%	0		5		None		P,S,T,M,VP SC	N/A	\$1,000.00	
177509	Dalian Xiangrikui	10/01/2024	Active	27	27	0	27	100.00%	0		4			N	T,M,VP,SC	N/A	\$1,000.00	
179517	Dalian Xin Ai	12/06/2024	Newly Chartered	27	27	0	27	100.00%	0		1			N		N/A		
179211	Dalian Zhihao	12/06/2024	Newly Chartered	25	25	0	25	100.00%	0		2			N	M	N/A	\$1,000.00	
Clubs more than two years old																		
97429	CHINA DALIAN	06/29/2006	Active	39	5	0	5	14.71%	0		1			N	P,S,M,SC	24+	\$3,200.00	
Exc Award (06/30/2017, 06/30/2019)																		
107456	DALIAN WA LIAN	02/10/2010	Active	37	6	0	6	19.35%	0		1			N	P,S,T,M,VP SC	24+		
Exc Award (06/30/2016, 06/30/2017)																		
130262	Dalian Ai-Gongxiang	03/06/2017	Active	32	0	4	-4	-11.11%	0	3	4			N	P,S,T,M,VP SC	N/A	\$2,000.00	
Exc Award (06/30/2024)																		
130628	Dalian Anshi	03/31/2017	Active	27	15	0	15	125.00%	0		4	1	None		P,S,T,M,VP SC	N/A		
115614	DALIAN BAO EN	11/22/2011	Active	29	6	0	6	26.09%	0		4			N	P,S,T,M,VP SC	N/A		
124195	Dalian Bao Lian	02/17/2015	Active	20	2	0	2	11.11%	0		1			N	P,S,T,M,VP SC	N/A		
Exc Award (06/30/2016)																		
104156	DALIAN BINCHENG	12/15/2008	Active	47	2	0	2	4.44%	0		6			N	P,S,T,M,VP SC	24+	\$2,000.00	
Exc Award (06/30/2016, 06/30/2017, 06/30/2020)																		



## Club Health Assessment for District 382 through February 2025

			Status	Membership							Reports					Finance		LCIF
Club Number	Club Name	Charter Date		Current Member Count	YTD Members Added	YTD Members Dropped	YTD Net Growth	YTD Net Growth%	Member Count 12 Months Ago	Avg. length of service for dropped members	Months Since Last MMR ***	Yrs. Since Last Officer Report	President Rotation	Vice President Reported ****	Months Since Last Activity Report ***	Account Balance	Donations for current Fiscal Year	
			Number of times on status quo within last two years	If below 15 members appears					If net loss is greater than 20% appears		If no report in 3 months appears in	When more than one year appears in	Number of repeat terms		Notes the officers that do not have an active	If no report at 12 months appears in red		
107033	DALIAN CHE YOU	12/11/2009	Active	29	4	0	4	16.00%	0		1		None	P,S,T,M,VP SC	24+			
126995	Dalian Chengde	03/17/2016	Active	35	2	0	2	6.06%	0		5			N	P,S,T,M,VP SC	N/A		
Exc Award (06/30/2017)																		
107073	DALIAN CI EN	12/15/2009	Active	35	4	0	4	12.90%	0		1			N	P,S,T,M,VP SC	24+		
Exc Award (06/30/2022)																		
106330	DALIAN CI SHAN	08/20/2009	Active	30	8	1	7	30.43%	0	4	1			N	P,S,T,VP,SC	24+	\$2,000.00	
Exc Award (06/30/2016)																		
115550	DALIAN CI XIN	11/11/2011	Active	26	2	1	1	4.00%	0	3	1			N	P,S,T,M,VP SC	N/A		
104163	DALIAN CI'AI	12/16/2008	Active	42	0	0	0	0.00%	0		6			N	P,S,T,M,VP SC	24+		
Exc Award (06/30/2016, 06/30/2024)																		
119281	DALIAN CILI	05/02/2013	Active	32	3	0	3	10.34%	0		5			N	P,S,T,M,VP SC	N/A		
126881	Dalian Cilian	02/22/2016	Active	25	1	2	-1	-3.85%	0	4	6			N	P,S,T,M,VP SC	N/A		
107032	DALIAN CIMEIZHIHE	12/11/2009	Active	31	0	0	0	0.00%	0		6			N	P,S,T,M,VP SC	24+	\$2,000.00	
115533	DALIAN DA AI	11/09/2011	Active	22	1	0	1	4.76%	0		5			N	P,S,T,M,VP SC	N/A		
115580	DALIAN DE LONG	11/16/2011	Active	76	12	0	12	18.75%	0		1			N	P,S,T,VP,SC	N/A	\$4,000.00	
Exc Award (06/30/2017)																		
130223	Dalian Deai	02/28/2017	Active	27	5	0	5	22.73%	0		5			N	P,S,T,M,VP SC	N/A	\$1,000.00	
122446	Dalian Feng Huang Hui	06/11/2014	Active	25	5	1	4	19.05%	0	2	4			N	P,S,T,M,VP SC	N/A	\$1,000.00	
117459	DALIAN FENG RUI	07/24/2012	Active	25	3	0	3	13.64%	0		6			N	P,S,T,M,VP SC	N/A		
129950	Dalian Furui	01/27/2017	Active	30	4	1	3	11.11%	0	8	2			N	P,S,T,M,VP SC	N/A		
126882	Dalian Fuyuan	02/25/2016	Active	29	4	0	4	16.00%	0		5			N	S,T,M,VP,SC	N/A	\$24,000.00	
Exc Award (06/30/2017)																		
115549	DALIAN GAO E FU	11/11/2011	Active	34	4	0	4	13.33%	0		5			N	P,S,T,VP,SC	24+		
Exc Award (06/30/2016, 06/30/2017)																		
107041	DALIAN GONG XUE	12/14/2009	Active	0	0	0	0	0.00%	0		20	2	None	P,S,T,M,VP SC	24+			
115546	DALIAN GUAN CHENG	11/11/2011	Active	36	6	0	6	20.00%	0		1			N	P,S,T,M,VP SC	N/A		
105308	DALIAN GUANGMING	04/21/2009	Active	32	6	1	5	18.52%	0	10	1			N	S,T,M,VP,SC	24+	\$1,000.00	



## Club Health Assessment for District 382 through February 2025

			Status	Membership							Reports					Finance		LCIF
Club Number	Club Name	Charter Date		Current Member Count	YTD Members Added	YTD Members Dropped	YTD Net Growth	YTD Net Growth%	Member Count 12 Months Ago	Avg. length of service for dropped members	Months Since Last MMR ***	Yrs. Since Last Officer Report	President Rotation	Vice President Reported ****	Months Since Last Activity Report ***	Account Balance	Donations for current Fiscal Year	
			Number of times on status quo within last two years	If below 15 members appears				If net loss is greater than 20% appears			If no report in 3 months appears in	When more than one year appears in	Number of repeat terms	Notes the officers that do not have an active	If no report at 12 months appears in red			
Exc Award (06/30/2016, 06/30/2017)																		
133725	Dalian Haizhifu	01/29/2018	Active	35	2	0	2	6.06%	0		6			N	S,T,M,VP	N/A	\$7,000.00	
130528	Dalian HaiZhiGuang	03/31/2017	Active	27	1	0	1	3.85%	0		5			N	P,S,M,VP,SC	N/A		
133771	Dalian Haizhilian	01/30/2018	Active	44	3	0	3	7.32%	0		6			N	P,S,T,M,VP SC	N/A		
104157	Dalian Haizhiliang	12/15/2008	Active	26	1	0	1	4.00%	0		5			N	P,S,T,M,VP SC	24+		
Exc Award (06/30/2016)																		
130225	Dalian Haoyun	02/24/2017	Active	29	3	0	3	11.54%	0		1			N	S,VP	N/A		
107039	DALIAN HE MEI	12/14/2009	Active	28	8	0	8	40.00%	0		1			N	P,S,T,VP,SC	24+		
124243	Dalian Heng Xing	03/06/2015	Active	25	0	0	0	0.00%	0		6			N	P,S,T,M,VP SC	N/A		
126996	Dalian Hengde	03/08/2016	Active	26	12	0	12	85.71%	0		1			N	P,S,T,M,VP SC	N/A		
126837	Dalian Heping Huihua	03/07/2016	Active	0	0	0	0	0.00%	0		66	8	None		P,S,T,M,VP SC	N/A		
115551	DALIAN HOU DE	11/11/2011	Active	0	0	0	0	0.00%	0		4	3	None		P,S,T,M,VP SC	N/A		
107075	DALIAN JIN CHENG	12/17/2009	Active	33	1	0	1	3.13%	0		6			N	P,S,T,M,VP SC	24+		
121674	Dalian Jin De	03/26/2014	Active	23	7	0	7	43.75%	0		5			N	P,S,T,VP,SC	N/A		
104102	DALIAN JIN FAN	12/11/2008	Active	33	8	0	8	32.00%	0		6			N	P,S,T,VP	24+	\$1,000.00	
Exc Award (06/30/2017)																		
123346	Dalian Jingcheng	10/10/2014	Active	28	3	1	2	7.69%	0	8	6			N	P,S,T,M,VP SC	N/A		
107068	DALIAN JU DE	12/15/2009	Active	41	9	0	9	28.13%	0		2			N	P,S,T,M,VP SC	24+	\$2,000.00	
133021	Dalian Juyuan	10/31/2017	Active	0	0	0	0	0.00%	0		19	1	None		P,S,T,M,VP SC	N/A		
107031	DALIAN KAILIAN	12/11/2009	Active	22	1	0	1	4.76%	0		5			N	P,S,T,M,VP SC	24+		
107036	DALIAN KANG TAI	12/11/2009	Active	29	7	0	7	31.82%	0		5				P,S,T,VP,SC	24+		
Exc Award (06/30/2024)																		
129960	Dalian Leshan	01/26/2017	Active	25	4	0	4	19.05%	0		5			N	P,S,T,M,VP SC	N/A		
124244	Dalian Ming De	03/06/2015	Active	0	0	0	0	0.00%	0		32	7	None		P,S,T,M,VP SC	N/A		
115680	DALIAN MINGXIN	12/13/2011	Active	25	0	0	0	0.00%	0		6			N	P,S,M,VP,SC	24+		
Exc Award (06/30/2017)																		



# Club Health Assessment for District 382 through February 2025

			Status	Membership							Reports					Finance		LCIF
Club Number	Club Name	Charter Date		Current Member Count	YTD Members Added	YTD Members Dropped	YTD Net Growth	YTD Net Growth%	Member Count 12 Months Ago	Avg. length of service for dropped members	Months Since Last MMR ***	Yrs. Since Last Officer Report	President Rotation	Vice President Reported ****	Months Since Last Activity Report ***	Account Balance	Donations for current Fiscal Year	
			Number of times on status quo within last two years	If below 15 members appears				If net loss is greater than 20% appears			If no report in 3 months appears in	When more than one year appears in	Number of repeat terms	Notes the officers that do not have an active	If no report at 12 months red			
126858	Dalian Qianhua	02/15/2016	Active	26	1	0	1	4.00%	0		5			N	P,S,T,M,VP SC	N/A	\$1,000.00	
115504	DALIAN QING HUA	11/10/2011	Active	0	0	0	0	0.00%	0		30	2	None		P,S,T,M,VP SC	N/A		
104103	DALIAN REN'AI	12/11/2008	Active	32	10	0	10	45.45%	0		1			N	P,S,T,M,VP SC	24+		
126861	Dalian Shangshan	02/17/2016	Active	27	6	1	5	22.73%	0	0	0			N	P,S,T,M,VP SC	24+		
124239	Dalian Shi Ao	03/06/2015	Active	31	1	0	1	3.33%	0		5			N	P,S,T,M,VP SC	N/A	\$1,000.00	
Exc Award (06/30/2017)																		
115297	DALIAN SHI HU	10/19/2011	Active	33	5	0	5	17.86%	0		5			N	P,S,T,VP,SC	N/A	\$1,000.00	
Exc Award (06/30/2016)																		
115552	DALIAN SHIAI GANEN	11/11/2011	Active	28	3	0	3	12.00%	0		5			N	P,S,M,VP,SC	24+		
129985	Dalian Shiai Guangming	02/09/2017	Active(1)	0	0	0	0	0.00%	0		5	1	None		P,S,T,M,VP SC	N/A		
126876	Dalian Shiai Shangshan	03/09/2016	Active	0	0	0	0	0.00%	0		5	1	None		P,S,T,M,VP SC	N/A		
129965	Dalian Shiyuan	01/30/2017	Active	28	4	1	3	12.00%	0	1	4			N	P,S,T,VP,SC	24+		
107070	DALIAN TAI SHENG	12/15/2009	Active	31	8	0	8	34.78%	0		5			IP	P,S,T,M,VP SC	24+		
115610	DALIAN TAI YANG	11/29/2011	Active	0	0	0	0	0.00%	0		5	3	None		P,S,T,M,VP SC	N/A		
122448	Dalian Tian Ai	06/11/2014	Active	22	17	1	16	266.67%	0	7	5		None	N	P,S,T,M,VP SC	N/A		
124212	Dalian Tian Jian	02/18/2015	Active	33	5	5	0	0.00%	0	9	1			N	P,S,VP,SC	N/A		
Exc Award (06/30/2016, 06/30/2017)																		
124241	Dalian Tian Tian	03/06/2015	Active	25	9	0	9	56.25%	0		1			N	P,S,T,M,VP SC	N/A		
130014	Dalian Tianjian Yuebang	01/31/2017	Active	30	3	0	3	11.11%	0		6			N	P,S,T,M,VP SC	N/A	\$10,000.00	
120401	Dalian Tiantian Rongyao	09/24/2013	Active	26	5	0	5	23.81%	0		1			N	P,T,M,VP,SC	N/A		
130206	Dalian Tiantian Yangguang	02/24/2017	Active	30	1	0	1	3.45%	0		1			N	P,S,T,M,VP	N/A		
120403	Dalian Tiantianqilin	09/24/2013	Active	35	15	4	11	45.83%	0	5	1			N	P,S,T,M,VP SC	N/A		
121644	Dalian Tong Le	03/21/2014	Active	81	32	1	31	62.00%	0	10	4			N	P,S,T,M,VP	N/A		
Exc Award (06/30/2016)																		
121641	Dalian Tong Shan	03/21/2014	Active	29	1	0	1	3.57%	0		5			N	P,T,M,VP,SC	N/A	\$1,000.00	
106653	DALIAN WENXIN	09/24/2009	Active	26	3	0	3	13.04%	0		6			N	P,S,T,M,VP SC	24+		



# Club Health Assessment for District 382 through February 2025

			Status	Membership							Reports					Finance		LCIF
Club Number	Club Name	Charter Date		Current Member Count	YTD Members Added	YTD Members Dropped	YTD Net Growth	YTD Net Growth%	Member Count 12 Months Ago	Avg. length of service for dropped members	Months Since Last MMR ***	Yrs. Since Last Officer Report	President Rotation	Vice President Reported ****	Months Since Last Activity Report ***	Account Balance	Donations for current Fiscal Year	
			Number of times on status quo within last two years	If below 15 members appears				If net loss is greater than 20% appears			If no report in 3 months appears in	When more than one year appears in	Number of repeat terms		Notes the officers that do not have an active	If no report at 12 months appears in red		
121642	Dalian Xin Zhi	03/21/2014	Active	21	1	5	-4	-16.00%	0	7	2			N	P,S,M,VP	N/A		
104159	DALIAN XINGFU	12/16/2008	Active	24	2	0	2	9.09%	0		2			N	P,S,T,M,VP SC	24+		
128903	Dalian Xinlian	09/14/2016	Active	25	0	0	0	0.00%	0		6			R	P,S,T,M,VP SC	24+		
104162	DALIAN XIWANG	12/16/2008	Active	0	0	0	0	0.00%	0		6	1	None		P,S,T,M,VP SC	24+		
	Exc Award (06/30/2017)																	
117068	DALIAN YI QI FEI	06/01/2012	Active	28	4	0	4	16.67%	0		6			N	P,S,T,M,VP SC	24+		
115547	DALIAN YOU DE	11/11/2011	Active	25	2	0	2	8.70%	0		7			N	P,S,T,M,VP SC	N/A	\$1,000.00	
	Exc Award (06/30/2017)																	
130264	Dalian Youai	03/06/2017	Active	25	27	2	25	100.00%	0	7	1			N	S,T,VP,SC	N/A	\$1,000.00	
	Exc Award (06/30/2018)																	
104101	DALIAN YOUHAO	12/11/2008	Active	24	5	21	-16	-40.00%	0	7	1			N	P,S,T,M,SC	24+	\$1,000.00	
	Exc Award (06/30/2016)																	
127004	Dalian Yulong Shiai	03/16/2016	Active	0	0	0	0	0.00%	0		19	1	None		P,S,T,M,VP SC	N/A		
118243	DALIAN ZHAOYANG	11/02/2012	Active	29	8	0	8	38.10%	0		1			N	P,S,T,M,VP SC	N/A		
	Exc Award (06/30/2017)																	
115506	DALIAN ZHEN HAO	11/10/2011	Active	34	2	1	1	3.03%	0	10	2			N	P,S,T,M,VP SC	N/A		
106651	DALIAN ZHENCHENG	09/24/2009	Active	0	0	0	0	0.00%	0		6	1	None		P,S,T,M,VP SC	24+		
129761	Dalian Zhicheng	01/06/2017	Active	34	0	1	-1	-2.86%	0	2	6			N	P,S,T,M,VP SC	N/A		
117036	Dalian Zhidao	05/31/2012	Active	25	2	2	0	0.00%	0	2	2			N	P,T,M,VP,SC	N/A		
	Exc Award (06/30/2016, 06/30/2017)																	
106328	DALIAN ZHISHAN	08/20/2009	Active	36	7	0	7	24.14%	0		0			N	P,S,T,VP,SC	24+	\$2,000.00	
	Exc Award (06/30/2023)																	
133022	Dalian Zhitong	10/31/2017	Active	34	7	6	1	3.03%	0	2	2			N	P,T,M,VP,SC	N/A		
134986	Dalian Zhitongdaohe	05/31/2018	Active	30	0	0	0	0.00%	0		6			N	P,S,T,M,VP SC	N/A	\$3,000.00	
	Exc Award (06/30/2024)																	
124242	Dalian Zhong Ai	03/06/2015	Cancelled(7*)	0	0	10	-10	-100.00%	0	5	5	1	None		P,S,T,M,VP SC	N/A		
	Exc Award (06/30/2017)																	
126823	Dalian Zhong Cheng	02/09/2016	Active	0	0	0	0	0.00%	0		19	3	None		P,S,T,M,VP SC	N/A		



## Club Health Assessment for District 382 through February 2025

Club Number	Club Name	Charter Date	Status	Membership							Reports					Finance	LCIF
				Current Member Count	YTD Members Added	YTD Members Dropped	YTD Net Growth	YTD Net Growth%	Member Count 12 Months Ago	Avg. length of service for dropped members	Months Since Last MMR ***	Yrs. Since Last Officer Report	President Rotation	Vice President Reported ****	Months Since Last Activity Report ***	Account Balance	Donations for current Fiscal Year
			Number of times on status quo within last two years	If below 15 members appears				If net loss is greater than 20% appears			If no report in 3 months appears in	When more than one year appears in	Number of repeat terms	Notes the officers that do not have an active	If no report at 12 months appears in red		
115507	DALIAN ZHONG XING Exc Award (06/30/2017)	11/10/2011	Active	27	3	1	2	8.00%	0	10	1			N	P,S,T,M,VP SC	24+	

Clubs Cancelled Previous Fiscal Year – Clubs Cancelled within last 12 months may be reinstated

Club Number	Club Name	Charter Date	Current Status*	Cancellation Date
107935	DALIAN HE RUI	03/29/2010	Cancelled(7*)	04/29/2024

Current Total Clubs Count	YTD New Clubs Count	YTD Cancelled Clubs Count	YTD Net Club Gain	Current Total Members Count	YTD Add	YTD Drop	YTD Net Growth	YTD Net Growth %	Member Count 12 Months Ago	Average Member Count Per Club	% of Clubs with less than 20 members	% No MMR in 3 Months	% No Officer Report in 12 Months	% of Clubs with balance 90+ days	Number of Clubs in Status Quo	% Status Quo Clubs in Financial Suspension	Number of Cancelled Clubs	Average Cancelled Club Age	Members Lost Due to Cancellation	% of Clubs Cancelled for Non-Financial Reasons
100	5	1	4	2,651	543	75	468	21.44%	0	27	13%	62%	16%	0%	0	0%	1	24	10	100%

\* - P - Priority Club. Cancellation Reasons: 1-Objectives/conduct, 2-Non-active club, 5-Non-existing club, 6-Disbanding, 7-Merger, 8-Financial Suspension, 9-District/Multiple District Dues.


\*\* - Abbreviation: P-President, S-Secretary, T-Treasurer, M-Member Chairperson, VP-First Vice President, MC-Communications Chairperson, SC-Service Chairperson

\*\*\* - Abbreviation: N/R - Never reported using the Lions Clubs website, N/A - Not applicable, No password registered for the Lions Clubs website.

\*\*\*\* - Abbreviation: N - New, IP - Immediate Past, R - Repeat.



# Club Health Assessment for District 383 through February 2025

			Status	Membership							Reports					Finance	LCIF
Club Number	Club Name	Charter Date		Current Member Count	YTD Members Added	YTD Members Dropped	YTD Net Growth	YTD Net Growth%	Member Count 12 Months Ago	Avg. length of service for dropped members	Months Since Last MMR ***	Yrs. Since Last Officer Report	President Rotation	Vice President Reported ****	Months Since Last Activity Report ***	Account Balance	Donations for current Fiscal Year
			Number of times on status quo within last two years	If below 15 members appears					If net loss is greater than 20% appears		If no report in 3 months appears in	When more than one year appears in	Number of repeat terms	Notes the officers that do not have an active	If no report at 12 months appears in red		
Clubs less than two years old																	
157346	Qingdao Enjin	03/18/2024	Active	27	0	0	0	0.00%	0		11			N	P,S,T,M,VP SC	N/A	90+ Days
157930	Qingdao Liangzhi	05/14/2024	Active	30	2	0	2	7.14%	0		3		2	R	P,S,M,VP,SC	N/A	
157895	Qingdao Rongyao	04/11/2024	Active	97	0	0	0	0.00%	0		7		2	R	P,S,T,M,VP SC	N/A	
172339	Qingdao Yangguang	06/28/2024	Active	27	0	0	0	0.00%	0		8		2	R	T,M,VP,SC	N/A	
Clubs more than two years old																	
97428	CHINA QINGDAO	06/29/2006	Active	9	1	0	1	12.50%	0		3				P,S,T,M,VP SC	24+	
111115	GUANGDONG YI MENG	05/18/2011	Active	55	3	0	3	5.77%	0		3			N	P,S,T,M,VP SC	24+	
Exc Award (06/30/2016)																	
120071	Qingdao Aixing	07/30/2013	Active	19	0	0	0	0.00%	0		8			N	P,S,T,M,VP SC	N/A	
123615	Qingdao Caihong	11/12/2014	Active	3	1	0	1	50.00%	0		5				P,S,T,M,VP SC	24+	
Exc Award (06/30/2016)																	
131912	Qingdao Chang Hua	06/28/2017	Active	19	0	2	-2	-9.52%	0	2	8			N	P,S,T,M,VP SC	N/A	
130192	Qingdao Changcheng	02/23/2017	Active	16	2	0	2	14.29%	0		3				P,S,T,M,VP SC	N/A	
126598	Qingdao Chengde	01/27/2016	Active	11	0	0	0	0.00%	0		7			N	P,S,T,M,VP SC	N/A	
Exc Award (06/30/2017)																	
130139	Qingdao Chuangqi	02/15/2017	Active	23	3	0	3	15.00%	0		3			N	P,T,M,VP,SC	N/A	
116961	QINGDAO DAAI	05/22/2012	Active	19	0	0	0	0.00%	0		6			N	P,S,T,M,VP SC	N/A	
130175	Qingdao Derun	02/21/2017	Active	11	2	0	2	22.22%	0		3				P,S,T,M,VP SC	N/A	
119269	QINGDAO DONGLI	05/01/2013	Active	45	1	0	1	2.27%	0		4			N	P,S,T,M,VP SC	N/A	
Exc Award (06/30/2016)																	
127905	Qingdao Fengfan	06/15/2016	Active(1)	25	6	0	6	31.58%	0		3			N	P,S,T,M,VP SC	N/A	
130176	Qingdao Fenghuang	03/01/2017	Active	40	5	0	5	14.29%	0		3			N	P,S,T,M,VP SC	N/A	
116962	QINGDAO GEDE	05/22/2012	Active	24	0	0	0	0.00%	0		23			N	P,S,T,M,VP SC	N/A	
130997	Qingdao Haijun	05/19/2017	Active	20	2	0	2	11.11%	0		5			N	P,S,M,SC	N/A	
131362	Qingdao Haishan	06/29/2017	Active	19	1	0	1	5.56%	0		3			N	P,S,T,M,VP SC	N/A	



# Club Health Assessment for District 383 through February 2025

			Status	Membership						Reports					Finance		LCIF
Club Number	Club Name	Charter Date		Current Member Count	YTD Members Added	YTD Members Dropped	YTD Net Growth	YTD Net Growth%	Member Count 12 Months Ago	Avg. length of service for dropped members	Months Since Last MMR ***	Yrs. Since Last Officer Report	President Rotation	Vice President Reported ****	Months Since Last Activity Report ***	Account Balance	Donations for current Fiscal Year
			Number of times on status quo within last two years	If below 15 members appears				If net loss is greater than 20% appears			If no report in 3 months appears in	When more than one year appears in	Number of repeat terms	Notes the officers that do not have an active	If no report at 12 months red		
116660	QINGDAO HAIXING	05/16/2012	Active	8	2	0	2	33.33%	0		3			N	P,S,T,M,VP SC	N/A	\$2,000.00
	Exc Award (06/30/2016)																
106326	QINGDAO HAIZHIMENG	08/19/2009	Active	55	4	0	4	7.84%	0		6			N	P,S,T,M,VP SC	24+	
123972	Qingdao Haolinju	01/14/2015	Active	40	3	0	3	8.11%	0		3			N	P,T,M,VP,SC	N/A	
112158	QINGDAO HE CHENG	09/08/2011	Active	7	0	0	0	0.00%	0		8			N	P,S,T,M,VP SC	N/A	
108345	QINGDAO HE XING	05/19/2010	Active	29	0	0	0	0.00%	0		9			N	P,S,T,M,VP SC	24+	
	Exc Award (06/30/2016, 06/30/2017, 06/30/20																
106325	QINGDAO HEAI	08/19/2009	Active	26	3	0	3	13.04%	0		1			N	P,S,T,M,VP SC	24+	
117186	QINGDAO HEHE	06/15/2012	Active(1)	24	0	0	0	0.00%	0		6			N	P,S,T,M,VP SC	N/A	
	Exc Award (06/30/2023)																
123974	Qingdao Hengai	01/14/2015	Active	47	0	0	0	0.00%	0		8			N	P,S,T,M,VP SC	N/A	
117001	QINGDAO HEPING	05/29/2012	Active	8	0	0	0	0.00%	0		8		2		P,M,VP,SC	N/A	
125626	Qingdao Hepingge	08/20/2015	Active	14	0	0	0	0.00%	0		8			N	P,S,T,M,VP SC	N/A	
105309	QINGDAO HESHAN	04/21/2009	Active	37	0	1	-1	-2.63%	0	3	5			N	P,S,T,M,VP SC	24+	
116662	QINGDAO HEXIN	04/30/2012	Active	18	0	0	0	0.00%	0		7			N	P,S,T,M,VP SC	24+	
	Exc Award (06/30/2023)																
117076	QINGDAO HEXINQD	06/04/2012	Active	0	0	0	0	0.00%	0		10	2	None		P,S,T,M,VP SC	N/A	
131790	Qingdao HexinQD-3	06/29/2017	Active	0	0	0	0	0.00%	0		32	6	None		P,S,T,M,VP SC	N/A	
123973	Qingdao Heyang	01/14/2015	Active(1)	0	0	0	0	0.00%	0		21	2	None		P,S,T,M,VP SC	N/A	
134195	Qingdao Heyuan	03/23/2018	Active	14	0	0	0	0.00%	0		7				S,T,M,VP,SC	N/A	
	Exc Award (06/30/2023)																
122876	Qingdao Hezhen	07/31/2014	Active	14	0	0	0	0.00%	0		8				P,S,T,M,VP SC	N/A	
120074	Qingdao Hezhong	07/30/2013	Active	4	1	0	1	33.33%	0		1				P,S,T,M,VP SC	N/A	
120084	Qingdao Hongde	07/31/2013	Active	15	0	0	0	0.00%	0		7				P,S,T,M,VP SC	N/A	
	Exc Award (06/30/2016)																
130177	Qingdao Hongxin	02/22/2017	Active	32	3	1	2	6.67%	0	8	3			N	P,S,T,M,VP SC	N/A	
125636	Qingdao Hongyangge	08/31/2015	Active	0	0	0	0	0.00%	0		20	2	None		P,S,T,M,VP SC	N/A	



# Club Health Assessment for District 383 through February 2025

			Status	Membership							Reports					Finance		LCIF
Club Number	Club Name	Charter Date		Current Member Count	YTD Members Added	YTD Members Dropped	YTD Net Growth	YTD Net Growth%	Member Count 12 Months Ago	Avg. length of service for dropped members	Months Since Last MMR ***	Yrs. Since Last Officer Report	President Rotation	Vice President Reported ****	Months Since Last Activity Report ***	Account Balance	Donations for current Fiscal Year	
			Number of times on status quo within last two years	If below 15 members appears				If net loss is greater than 20% appears			If no report in 3 months appears in	When more than one year appears in	Number of repeat terms	Notes the officers that do not have an active	If no report at 12 months red			
120086	Qingdao Houde	07/31/2013	Active	0	1	1	0	0.00%	0	11	7		None	P,S,T,M,VP SC	N/A			
130205	Qingdao Huaxiaixiongshi	03/01/2017	Active	37	1	0	1	2.78%	0		3			N	P,S,M,VP,SC	N/A		
	Exc Award (06/30/2023)																	
116964	QINGDAO HUI DE	05/23/2012	Active	20	6	0	6	42.86%	0		3			N	P,S,T,M,VP SC	N/A		
127860	Qingdao Huoniu	06/15/2016	Active	43	4	0	4	10.26%	0		3			N	P,S,T,M,VP SC	N/A		
117077	QINGDAO JINDE	06/04/2012	Active	7	0	0	0	0.00%	0		20			IP	P,S,T,M,VP SC	N/A		
118388	QINGDAO JUFU	11/29/2012	Active	0	0	0	0	0.00%	0		32	4	None		P,S,T,M,VP SC	N/A		
	Exc Award (06/30/2017)																	
125637	Qingdao Langya	08/31/2015	Active	29	5	0	5	20.83%	0		3			N	P,S,T,M,VP SC	N/A		
	Exc Award (06/30/2023)																	
117189	QINGDAO LE ZI ZAI	06/20/2012	Active	12	0	0	0	0.00%	0		7			N	P,S,T,M,VP SC	N/A		
130173	Qingdao Lingxiu	02/23/2017	Active	33	13	5	8	32.00%	0	6	3			N	P,S,T,M,SC	N/A		
122878	Qingdao Longxin	07/31/2014	Active	17	1	0	1	6.25%	0		3			N	P,S,T,M,VP SC	N/A		
130174	Qingdao Lushi	02/20/2017	Active	25	7	0	7	38.89%	0		3			N	P,S,M,VP,SC	N/A		
116973	QINGDAO MING DE	05/23/2012	Active	14	4	0	4	40.00%	0		3		2		P,S,T,M,VP SC	N/A		
131098	Qingdao Minglang	05/25/2017	Active	1	0	0	0	0.00%	0		41		4		S,T,M,VP,SC	N/A		
123975	Qingdao Mingyuan	01/14/2015	Active	25	6	0	6	31.58%	0		3			N	P,S,T,M,VP SC	N/A		
124730	Qingdao Mudan	04/30/2015	Active	37	0	0	0	0.00%	0		8			N	P,S,T,M,VP SC	N/A		
	Exc Award (06/30/2023)																	
117002	QINGDAO NING DE	05/29/2012	Active	15	1	0	1	7.14%	0		3			N	P,S,T,M,VP SC	N/A		
123980	Qingdao Nuanyang	01/15/2015	Active	14	2	0	2	16.67%	0		3			N	P,S,T,M,VP SC	N/A		
131355	Qingdao Pugongying	06/19/2017	Active	22	0	0	0	0.00%	0		8			N	P,S,T,M,VP SC	N/A		
123981	Qingdao Qiancheng	01/15/2015	Active	32	0	0	0	0.00%	0		8			N	P,S,T,M,VP SC	N/A		
123462	Qingdao Qihang	10/24/2014	Active	26	2	0	2	8.33%	0		3			N	P,T,M,VP,SC	N/A		
122879	Qingdao Qilu	07/31/2014	Active	43	7	2	5	13.16%	0	5	5			N	P,T,M,VP,SC	N/A	\$2,000.00	
	Exc Award (06/30/2016)																	



# Club Health Assessment for District 383 through February 2025

			Status		Membership							Reports					Finance		LCIF	
Club Number	Club Name	Charter Date			Current Member Count	YTD Members Added	YTD Members Dropped	YTD Net Growth	YTD Net Growth%	Member Count 12 Months Ago	Avg. length of service for dropped members	Months Since Last MMR ***	Yrs. Since Last Officer Report	President Rotation	Vice President Reported ****	Months Since Last Activity Report ***	Account Balance	Donations for current Fiscal Year		
			Number of times on status quo within last two years		If below 15 members appears				If net loss is greater than 20% appears			If no report in 3 months appears in	When more than one year appears in	Number of repeat terms		Notes the officers that do not have an active	If no report at 12 months appears in red			
130149	Qingdao Qisheng	03/06/2017	Active		42	0	0	0	0.00%	0		4			N	P,S,T,M,VP SC	N/A			
130134	Qingdao Qishi	02/15/2017	Active		17	2	3	-1	-5.56%	0	8	1			N	P,S,T,M,VP SC	N/A			
125623	Qingdao Qiyang	08/13/2015	Active		25	6	0	6	31.58%	0		3			N	P,S,T,M,VP SC	N/A			
Exc Award (06/30/2016)																				
135029	Qingdao Quande	06/08/2018	Active		18	1	0	1	5.88%	0		5			N	P,S,T,M,VP SC	N/A			
117040	QINGDAO SHANG AI	05/31/2012	Active		23	2	0	2	9.52%	0		3				P,S,T,M,VP SC	24+			
127849	Qingdao Shangde	06/09/2016	Active		21	1	0	1	5.00%	0		3				P,S,M,VP,SC	N/A			
131421	Qingdao Shanhang	06/21/2017	Active		0	0	0	0	0.00%	0		7	2	None		P,S,T,M,VP SC	N/A			
130208	Qingdao Tiansheng	02/23/2017	Active		0	0	0	0	0.00%	0		20	2	None		P,S,T,M,VP SC	N/A			
120750	Qingdao Tongren	11/13/2013	Active		25	0	0	0	0.00%	0		6			N	P,S,T,M,SC	N/A		\$6,000.00	
Exc Award (06/30/2017)																				
116971	QINGDAO XINDE	05/23/2012	Active		24	2	0	2	9.09%	0		6			N	P,S,T,M,VP SC	N/A			
125624	Qingdao Xingzhi	08/13/2015	Active		9	0	0	0	0.00%	0		7			N	P,S,T,M,VP SC	N/A			
106221	QINGDAO XIWANG	08/07/2009	Active		14	0	0	0	0.00%	0		20			N	P,S,T,M,VP SC	24+			
120850	Qingdao Xuri	12/02/2013	Active		1	0	0	0	0.00%	0		44		2		P,S,T,M,VP SC	N/A			
125629	Qingdao Yangfan	08/14/2015	Active		15	0	0	0	0.00%	0		8			N	P,S,T,M,VP SC	N/A			
130631	Qingdao Yicheng	04/06/2017	Active		8	0	0	0	0.00%	0		7				P,S,T,M,VP SC	N/A			
131424	Qingdao Yinghuochong	06/21/2017	Active		14	0	0	0	0.00%	0		7			N	P,S,T,M,VP SC	N/A			
106216	QINGDAO YOUAI	08/07/2009	Active		17	1	0	1	6.25%	0		3			N	P,S,T,M,VP SC	24+			
131007	Qingdao YuHua	05/22/2017	Active		28	0	0	0	0.00%	0		7			N	P,S,T,M,VP SC	N/A			
106317	QINGDAO ZHIYUAN	08/19/2009	Active		12	1	0	1	9.09%	0		6			N	P,S,T,M,VP SC	24+			
Current Total Clubs Count	YTD New Clubs Count	YTD Cancelled Clubs Count	YTD Net Club Gain	Current Total Members Count	YTD Add	YTD Drop	YTD Net Growth	YTD Net Growth %	Member Count 12 Months Ago	Average Member Count Per Club	% of Clubs with less than 20 members	% No MMR in 3 Months	% No Officer Report in 12 Months	% of Clubs with balance 90+ days	Number of Clubs in Status Quo	% Status Quo Clubs in Financial Suspension	Number of Cancelled Clubs	Average Cancelled Club Age	Members Lost Due to Cancellation	% of Clubs Cancelled for Non-Financial Reasons
81	0	0	0	1,696	121	15	106	6.67%	0	21	53%	96%	9%	1%	0	0%	0	0	0	0%



# Club Health Assessment for District 383 through February 2025

			Status	Membership							Reports					Finance	LCIF
Club Number	Club Name	Charter Date		Current Member Count	YTD Members Added	YTD Members Dropped	YTD Net Growth	YTD Net Growth%	Member Count 12 Months Ago	Avg. length of service for dropped members	Months Since Last MMR ***	Yrs. Since Last Officer Report	President Rotation	Vice President Reported ****	Months Since Last Activity Report ***	Account Balance	Donations for current Fiscal Year
			Number of times on status quo within last two years	If below 15 members appears				If net loss is greater than 20% appears			If no report in 3 months appears in	When more than one year appears in	Number of repeat terms	Notes the officers that do not have an active	If no report at 12 months appears in red		

\* - P - Priority Club. Cancellation Reasons: 1-Objectives/conduct, 2-Non-active club, 5-Non-existing club, 6-Disbanding, 7-Merger, 8-Financial Suspension, 9-District/Multiple District Dues.

\*\* - Abbreviation: P-President, S-Secretary, T-Treasurer, M-Member Chairperson, VP-First Vice President, MC-Communications Chairperson, SC-Service Chairperson

\*\*\* - Abbreviation: N/R - Never reported using the Lions Clubs website, N/A - Not applicable, No password registered for the Lions Clubs website.

\*\*\*\* - Abbreviation: N - New, IP - Immediate Past, R - Repeat.



## Club Health Assessment for District 385 through February 2025

			Status	Membership						Reports					Finance		LCIF
Club Number	Club Name	Charter Date		Current Member Count	YTD Members Added	YTD Members Dropped	YTD Net Growth	YTD Net Growth%	Member Count 12 Months Ago	Avg. length of service for dropped members	Months Since Last MMR ***	Yrs. Since Last Officer Report	President Rotation	Vice President Reported ****	Months Since Last Activity Report ***	Account Balance	Donations for current Fiscal Year
			Number of times on status quo within last two years	If below 15 members appears				If net loss is greater than 20% appears			If no report in 3 months appears in	When more than one year appears in	Number of repeat terms	Notes the officers that do not have an active	If no report at 12 months appears in red		
Clubs less than two years old																	
157254	Beijing 2nd Qinhuang	01/25/2024	Active	21	0	0	0	0.00%	0		8		None	P,S,T,M,VP SC	N/A		
172058	Beijing 3nd Qinhuang	06/26/2024	Active	27	1	0	1	3.85%	0		5		None	P,S,T,M,VP SC	N/A		
157257	Beijing Chongfeng	01/25/2024	Active	26	1	0	1	4.00%	0		6			N	P,T,M,VP,SC	N/A	\$1,000.00
157231	Beijing Haijin	01/30/2024	Active	27	0	0	0	0.00%	0		10		None	P,S,T,M,VP SC	N/A		
157232	Beijing Leyuan	01/30/2024	Active	29	2	0	2	7.41%	0		3		None	P,S,T,M,VP SC	N/A		\$1,000.00
Clubs more than two years old																	
125224	Beijing 2nd Jingwei	07/28/2015	Active	27	2	0	2	8.00%	0		3	1	None	P,S,T,M,VP SC	N/A		\$1,000.00
116434	BEIJING 2ND LI CHENG	03/27/2012	Active	26	0	0	0	0.00%	0		5	1	None	P,S,T,M,VP SC	N/A		\$2,000.00
	Exc Award (06/30/2021)																
107628	BEIJING AI YUE	02/22/2010	Active	31	0	0	0	0.00%	0		8			N	P,S,T,M,VP SC	24+	\$2,147.73
	Exc Award (06/30/2019)																
136109	Beijing Aisheng	08/01/2018	Active	27	0	0	0	0.00%	0		8	1	None	P,S,T,M,VP SC	N/A		\$2,000.00
133220	Beijing Aixing	11/30/2017	Active	33	0	0	0	0.00%	0		5	1	None	P,S,T,M,VP SC	N/A		\$1,000.00
	Exc Award (06/30/2021, 06/30/2022)																
131203	Beijing Ant	06/08/2017	Active	0	0	0	0	0.00%	0		20	2	None	P,S,T,M,VP SC	N/A		
131195	Beijing Bai Nian	06/07/2017	Active	0	0	0	0	0.00%	0		8	3	None	P,S,T,M,VP SC	N/A		
	Exc Award (06/30/2019)																
117084	BEIJING BAIHE	06/04/2012	Active	0	0	0	0	0.00%	0		8	1	None	P,S,T,M,VP SC	N/A		
116366	BEIJING BO AI	03/21/2012	Active	28	2	0	2	7.69%	0		3	1	None	P,S,T,M,VP SC	N/A		\$1,000.00
	Exc Award (06/30/2023)																
117085	BEIJING BO YA	06/04/2012	Active	46	5	0	5	12.20%	0		3			N	P,S,T,M,VP	N/A	\$7,000.00
	Exc Award (06/30/2023, 06/30/2024)																
124065	Beijing Bohai	01/26/2015	Active	19	2	0	2	11.76%	0		5	1	None	P,S,T,M,VP SC	N/A		\$2,000.00
136128	Beijing Boshi	08/01/2018	Active	0	0	0	0	0.00%	0		8	1	None	P,S,T,M,VP SC	N/A		
106447	BEIJING CENTURY	08/31/2009	Active	28	0	0	0	0.00%	0		3		None	N	P,S,T,M,VP	24+	\$1,000.00
	Exc Award (06/30/2016, 06/30/2024)																




## Club Health Assessment for District 385 through February 2025

			Status	Membership							Reports					Finance		LCIF
Club Number	Club Name	Charter Date		Current Member Count	YTD Members Added	YTD Members Dropped	YTD Net Growth	YTD Net Growth%	Member Count 12 Months Ago	Avg. length of service for dropped members	Months Since Last MMR ***	Yrs. Since Last Officer Report	President Rotation	Vice President Reported ****	Months Since Last Activity Report ***	Account Balance	Donations for current Fiscal Year	
			Number of times on status quo within last two years	If below 15 members appears				If net loss is greater than 20% appears			If no report in 3 months appears in	When more than one year appears in	Number of repeat terms	Notes the officers that do not have an active	If no report at 12 months appears in red			
126822	Beijing Chang An	02/09/2016	Active	16	0	4	-4	-20.00%	0	8	5	1	None	P,S,T,M,VP SC	N/A		\$1,000.00	
	Exc Award (06/30/2016, 06/30/2019, 06/30/2024)																	
110830	BEIJING CHAO YANG	04/13/2011	Active	39	0	1	-1	-2.50%	0	7	8	1	None	P,S,T,M,VP SC	24+		\$1,000.00	
	Exc Award (06/30/2016)																	
129573	Beijing Cheerful Service	12/14/2016	Active	29	0	0	0	0.00%	0		8			N	P,S,T,M,VP SC	N/A	\$3,000.00	
	Exc Award (06/30/2024)																	
131308	Beijing Chunhui	06/21/2017	Active	36	2	0	2	5.88%	0		3			N	S,T,M,VP,SC	N/A	\$2,000.00	
	Exc Award (06/30/2021, 06/30/2023)																	
122450	Beijing Dandelion	06/11/2014	Active	27	2	0	2	8.00%	0		5			N	P,S,T,M,VP SC	N/A		
	Exc Award (06/30/2024)																	
107627	BEIJING EXPLORATION	02/22/2010	Active	16	0	0	0	0.00%	0		8	4	None	P,S,T,M,VP SC	24+			
119282	BEIJING FRIENDSHIP	05/02/2013	Active	35	1	0	1	2.94%	0		5			N	P,S,T,M,VP SC	N/A	\$1,000.00	
	Exc Award (06/30/2016, 06/30/2023, 06/30/2024)																	
103935	BEIJING GUANGHUA	11/07/2008	Active	27	1	0	1	3.85%	0		6			N	S,T,M,VP,SC	24+	\$3,000.00	
121221	Beijing Haihe	01/23/2014	Active	26	2	0	2	8.33%	0		3	1	None	P,S,T,M,VP SC	N/A		\$2,000.00	
124066	Beijing Haitian	01/26/2015	Active	25	0	0	0	0.00%	0		8	1	None	P,S,T,M,VP SC	N/A		\$1,000.00	
112076	BEIJING HONG YE	08/19/2011	Active	25	0	0	0	0.00%	0		6			N	P,S,T,M,VP SC	24+	\$1,000.00	
	Exc Award (06/30/2024)																	
127758	Beijing Hongde	06/03/2016	Active	29	0	0	0	0.00%	0		8	1	None	P,S,T,M,VP SC	N/A			
	Exc Award (06/30/2021)																	
98203	BEIJING HOPE	12/22/2006	Active	22	0	0	0	0.00%	0		6			N	P,S,T,M,VP SC	24+		
133766	Beijing Huanying	01/29/2018	Active	30	4	0	4	15.38%	0		3	1	None	P,S,T,M,VP SC	N/A		\$2,000.00	
	Exc Award (06/30/2024)																	
122585	Beijing Hummingbird	06/20/2014	Active	30	2	0	2	7.14%	0		3			N	P,S,T,M,VP SC	N/A	\$7,000.00	
	Exc Award (06/30/2023, 06/30/2024)																	
116425	BEIJING JIA YING	03/26/2012	Active	30	2	0	2	7.14%	0		5	1	None	P,S,T,M,VP SC	N/A		\$3,000.00	
	Exc Award (06/30/2023)																	
110803	BEIJING JING HUA	04/13/2011	Active	32	2	0	2	6.67%	0		3			N	P,S,T,M,VP SC	24+		



# Club Health Assessment for District 385 through February 2025

			Status	Membership							Reports					Finance		LCIF
Club Number	Club Name	Charter Date		Current Member Count	YTD Members Added	YTD Members Dropped	YTD Net Growth	YTD Net Growth%	Member Count 12 Months Ago	Avg. length of service for dropped members	Months Since Last MMR ***	Yrs. Since Last Officer Report	President Rotation	Vice President Reported ****	Months Since Last Activity Report ***	Account Balance	Donations for current Fiscal Year	
			Number of times on status quo within last two years	If below 15 members appears				If net loss is greater than 20% appears			If no report in 3 months appears in	When more than one year appears in	Number of repeat terms	Notes the officers that do not have an active	If no report at 12 months appears in red			
Exc Award (06/30/2024)																		
120441	Beijing Jing Rui	09/30/2013	Active	26	2	2	0	0.00%	0	2	3			P,S,T,M,VP SC	24+		\$6,000.00	
116422	BEIJING JING YING HUI	03/26/2012	Active	27	2	0	2	8.00%	0		3	1	None	P,S,T,M,VP SC	N/A		\$2,000.00	
Exc Award (06/30/2021)																		
124067	Beijing Jingwei	01/26/2015	Active	30	4	0	4	15.38%	0		3	1	None	P,S,T,M,VP SC	N/A		\$1,000.00	
Exc Award (06/30/2024)																		
123621	Beijing Kindcare	11/12/2014	Active	27	1	0	1	3.85%	0		5	1	None	P,S,T,M,VP SC	N/A		\$3,000.00	
Exc Award (06/30/2024)																		
127703	Beijing Knowledge Base	05/24/2016	Active	2	0	0	0	0.00%	0		8	1	None	P,S,T,M,VP SC	N/A			
107613	BEIJING KUAI LE 100	02/19/2010	Active	32	2	0	2	6.67%	0		5			R P,S,T,M,VP SC	24+			
117181	BEIJING LAN TIAN	06/29/2012	Active	48	0	0	0	0.00%	0		6			N P,S,T,VP,SC	24+		\$1,000.00	
Exc Award (06/30/2016, 06/30/2023, 06/30/20)																		
107615	BEIJING LE XIN	02/19/2010	Active	35	0	0	0	0.00%	0		8	1	None	P,S,T,M,VP SC	24+			
Exc Award (06/30/2016, 06/30/2021, 06/30/20)																		
112065	BEIJING LI CHENG	08/17/2011	Active	35	0	0	0	0.00%	0		8	1	None	P,S,T,M,VP SC	N/A		\$1,000.00	
Exc Award (06/30/2016, 06/30/2021, 06/30/20)																		
120068	Beijing Long Ai	07/30/2013	Active	28	13	0	13	86.67%	0		5			N P,T,M,VP,SC	N/A			
Exc Award (06/30/2016)																		
122948	Beijing Lotus	08/15/2014	Active	24	1	0	1	4.35%	0		5	1	None	P,S,T,M,VP SC	N/A			
129721	Beijing Mengfeixiang	01/16/2017	Active	21	0	0	0	0.00%	0		8	1	None	P,S,T,M,VP SC	N/A			
128690	Beijing Mengxiang	08/24/2016	Active	30	4	0	4	15.38%	0		3	1	None	P,S,T,M,VP SC	N/A		\$17,000.00	
121222	Beijing Nengliang	01/23/2014	Active	26	2	0	2	8.33%	0		5			N P,S,T,M,VP SC	N/A		\$1,000.00	
127638	Beijing New Beginning	05/26/2016	Active	25	0	0	0	0.00%	0		8	1	None	P,S,T,M,VP SC	N/A		\$1,000.00	
121223	Beijing Nianjing	01/23/2014	Active	18	8	0	8	80.00%	0		3	2	None	P,S,T,M,VP SC	N/A		\$1,000.00	
122583	Beijing Pangu	06/20/2014	Active	37	1	0	1	2.78%	0		5	1	None	P,S,T,M,VP SC	N/A		\$3,000.00	
Exc Award (06/30/2022, 06/30/2023, 06/30/20)																		
119425	BEIJING PIONEER	05/21/2013	Active	31	2	1	1	3.33%	0	0	5			N P,S,T,M,VP SC	24+		\$2,000.00	
Exc Award (06/30/2023)																		



# Club Health Assessment for District 385 through February 2025

			Status	Membership							Reports					Finance		LCIF
Club Number	Club Name	Charter Date		Current Member Count	YTD Members Added	YTD Members Dropped	YTD Net Growth	YTD Net Growth%	Member Count 12 Months Ago	Avg. length of service for dropped members	Months Since Last MMR ***	Yrs. Since Last Officer Report	President Rotation	Vice President Reported ****	Months Since Last Activity Report ***	Account Balance	Donations for current Fiscal Year	
			Number of times on status quo within last two years	If below 15 members appears				If net loss is greater than 20% appears			If no report in 3 months appears in	When more than one year appears in	Number of repeat terms		Notes the officers that do not have an active	If no report at 12 months appears in red		
116456	BEIJING QING TING	03/28/2012	Active	13	1	0	1	8.33%	0		3	1	None	P,S,T,M,VP SC	N/A			
125209	Beijing Qinhuang	07/28/2015	Active	27	3	0	3	12.50%	0		3	1	None	P,S,T,M,VP SC	N/A		\$1,000.00	
Exc Award (06/30/2023)																		
106327	BEIJING RENDA	08/20/2009	Active	25	0	0	0	0.00%	0		3			N	P,S,T,M,VP SC	24+	\$16,000.00	
Exc Award (06/30/2022, 06/30/2023)																		
123394	Beijing Shanyuan	10/16/2014	Active	18	5	1	4	28.57%	0	0	5			N	P,S,T,M,VP SC	N/A		
116458	BEIJING SHEN REN	03/28/2012	Active	25	2	0	2	8.70%	0		5	1	None	P,S,T,M,VP SC	N/A			
116368	BEIJING SHI YOU	03/21/2012	Active	37	3	0	3	8.82%	0		3			N	P,S,T,M,VP SC	N/A	\$8,000.00	
Exc Award (06/30/2016, 06/30/2024)																		
123822	Beijing Shunyi	12/17/2014	Active	25	0	0	0	0.00%	0		8			N	P,S,M,VP,SC	N/A		
Exc Award (06/30/2023)																		
129891	Beijing Sichuang	01/24/2017	Active	19	0	0	0	0.00%	0		8			N	P,S,T,VP,SC	N/A	(\$1,000.00)	
121226	Beijing Star	01/24/2014	Active	16	2	0	2	14.29%	0		5	1	None	P,S,T,M,VP SC	N/A			
Exc Award (06/30/2016)																		
122473	Beijing Sunshine	06/13/2014	Active	30	3	0	3	11.11%	0		3			N	P,S,T,M,VP SC	N/A		
116460	BEIJING TAI HE	03/28/2012	Active	36	2	0	2	5.88%	0		5	1	None	P,S,T,M,VP SC	N/A			
Exc Award (06/30/2016, 06/30/2023, 06/30/20)																		
107624	BEIJING TIAN SHI	02/19/2010	Active	9	0	0	0	0.00%	0		8	1	None	P,S,T,M,VP SC	24+			
116389	BEIJING TONG DE	04/10/2012	Active	23	2	0	2	9.52%	0		5	1	None	P,S,T,M,VP SC	N/A			
Exc Award (06/30/2023)																		
116435	BEIJING TONGYUAN	03/27/2012	Active	24	1	2	-1	-4.00%	0	4	5	1	None	P,S,T,M,VP SC	N/A		\$1,000.00	
107614	BEIJING U JIA	02/19/2010	Active	24	0	0	0	0.00%	0		5			N	P,S,T,VP,SC	24+		
Exc Award (06/30/2022)																		
130417	Beijing Wanhe	03/16/2017	Active	0	0	0	0	0.00%	0		8	2	None	P,S,T,M,VP SC	N/A			
98204	BEIJING XIANGSHAN	12/22/2006	Active	29	3	1	2	7.41%	0	0	5			N	P,S,T,VP,SC	24+	\$3,000.00	
Exc Award (06/30/2016, 06/30/2021, 06/30/20)																		
107675	BEIJING XIE SHOU	02/24/2010	Active	21	0	0	0	0.00%	0		6			N	P,S,T,M,VP SC	24+		
Exc Award (06/30/2017)																		



## Club Health Assessment for District 385 through February 2025

			Status		Membership						Reports					Finance		LCIF		
Club Number	Club Name	Charter Date			Current Member Count	YTD Members Added	YTD Members Dropped	YTD Net Growth	YTD Net Growth%	Member Count 12 Months Ago	Avg. length of service for dropped members	Months Since Last MMR ***	Yrs. Since Last Officer Report	President Rotation	Vice President Reported ****	Months Since Last Activity Report ***	Account Balance	Donations for current Fiscal Year		
			Number of times on status quo within last two years		If below 15 members appears				If net loss is greater than 20% appears			If no report in 3 months appears in	When more than one year appears in	Number of repeat terms		Notes the officers that do not have an active	If no report at 12 months appears in red			
131194	Beijing Xinjiu	06/07/2017	Active		24	0	0	0	0.00%	0		8			N	P,S,T,M,VP SC	N/A			
112067	BEIJING YONG HENG	08/22/2011	Active		30	3	0	3	11.11%	0		3			N	P,S,T,M,VP SC	N/A			
125225	Beijing Youth Philanthropy	07/28/2015	Active		16	0	0	0	0.00%	0		6			N	P,S,T,M,VP SC	N/A			
130681	Beijing Yu Quan	04/19/2017	Active		12	1	0	1	9.09%	0		7	1	None		P,S,T,M,VP SC	N/A			
107704	BEIJING YUAN MENG	03/03/2010	Active		62	4	0	4	6.90%	0		3	1	None		P,S,T,M,VP SC	24+		\$2,000.00	
Exc Award (06/30/2016, 06/30/2017, 06/30/20																				
129090	Beijing Yuexing	10/03/2016	Active		17	1	0	1	6.25%	0		5	1	None		P,S,T,M,VP SC	N/A			
130562	Beijing Zheng Nian	03/28/2017	Active		20	0	0	0	0.00%	0		8	1	None		P,S,T,M,VP SC	N/A		\$1,000.00	
116465	BEIJING ZHI QUAN	03/29/2012	Active		22	1	0	1	4.76%	0		5	1	None		P,S,T,M,VP SC	N/A			
116464	BEIJING ZHI YUAN	03/29/2012	Active		34	2	0	2	6.25%	0		3			N	P,S,M,VP,SC	24+			
136124	Beijing Zhilian	08/01/2018	Active		13	0	0	0	0.00%	0		8	1	None		P,S,T,M,VP SC	N/A			
129719	Beijing ZhiYin	01/06/2017	Active		27	2	0	2	8.00%	0		3			N	P,S,T,M,VP SC	N/A		\$1,000.00	
107612	BEIJING ZI QIANG	02/19/2010	Active		25	0	0	0	0.00%	0		6			N	P,S,T,M,VP SC	24+		\$1,000.00	
89240	CHINA BEIJING	09/08/2005	Active		34	2	0	2	6.25%	0		2			N	P,S,T,M,VP SC	24+		\$3,000.00	
Exc Award (06/30/2016, 06/30/2023)																				
Current Total Clubs Count	YTD New Clubs Count	YTD Cancelled Clubs Count	YTD Net Club Gain	Current Total Members Count	YTD Add	YTD Drop	YTD Net Growth	YTD Net Growth %	Member Count 12 Months Ago	Average Member Count Per Club	% of Clubs with less than 20 members	% No MMR in 3 Months	% No Officer Report in 12 Months	% of Clubs with balance 90+ days	Number of Clubs in Status Quo	% Status Quo Clubs in Financial Suspension	Number of Cancelled Clubs	Average Cancelled Club Age	Members Lost Due to Cancellation	% of Clubs Cancelled for Non-Financial Reasons
84	0	0	0	2,108	118	12	106	5.29%	0	25	23%	99%	54%	0%	0	0%	0	0	0	0%

\* - P - Priority Club. Cancellation Reasons: 1-Objectives/conduct, 2-Non-active club, 5-Non-existing club, 6-Disbanding, 7-Merger, 8-Financial Suspension, 9-District/Multiple District Dues.

\*\* - Abbreviation: P-President, S-Secretary, T-Treasurer, M-Member Chairperson, VP-First Vice President, MC-Communications Chairperson, SC-Service Chairperson

\*\*\* - Abbreviation: N/R - Never reported using the Lions Clubs website, N/A - Not applicable, No password registered for the Lions Clubs website.

\*\*\*\* - Abbreviation: N - New, IP - Immediate Past, R - Repeat.



## Club Health Assessment for District 386 through February 2025

			Status	Membership						Reports					Finance		LCIF
Club Number	Club Name	Charter Date		Current Member Count	YTD Members Added	YTD Members Dropped	YTD Net Growth	YTD Net Growth%	Member Count 12 Months Ago	Avg. length of service for dropped members	Months Since Last MMR ***	Yrs. Since Last Officer Report	President Rotation	Vice President Reported ****	Months Since Last Activity Report ***	Account Balance	Donations for current Fiscal Year
			Number of times on status quo within last two years	If below 15 members appears				If net loss is greater than 20% appears			If no report in 3 months appears in	When more than one year appears in	Number of repeat terms	Notes the officers that do not have an active	If no report at 12 months red		
Clubs less than two years old																	
157174	Zhejiang Dong Ou	06/13/2024	Active	30	2	0	2	7.14%	0		4		2	R	P,S,T,M,VP SC	N/A	
156101	Zhejiang Four-leaf Clover	10/20/2023	Active	29	0	0	0	0.00%	0		6			N	P,S,T,M,VP SC	N/A	
	Exc Award (06/30/2024)																
179182	Zhejiang Hua Shi	12/27/2024	Newly Chartered	29	29	0	29	100.00%	0		2			N	T,M,SC	N/A	
177958	Zhejiang Hui Shi	12/27/2024	Newly Chartered	25	25	0	25	100.00%	0		2			N	S,T,M,SC	N/A	
157710	Zhejiang Nan Lei	06/28/2024	Active	31	4	0	4	14.81%	0		0		None	R	P,M,VP,SC	N/A	
156096	Zhejiang Oriental Volunteer	10/20/2023	Active	30	1	0	1	3.45%	0		4			N	P,S,T,M,SC	N/A	\$1,000.00
178244	Zhejiang Shen Jia	12/10/2024	Newly Chartered	26	27	1	26	100.00%	0	1	2		2	N	T,M,SC	N/A	
157049	Zhejiang Tai He	01/22/2024	Active	25	3	1	2	8.70%	0	1	4		2	R	P,T,M,VP,SC	N/A	
179181	Zhejiang Tong Hui	12/27/2024	Newly Chartered	30	30	0	30	100.00%	0		0			N	T,M,VP,SC	N/A	
179541	Zhejiang Wu Chuan	12/27/2024	Newly Chartered	26	26	0	26	100.00%	0		2			N	T,M,VP,SC	N/A	
178245	Zhejiang Xu Shi	01/02/2025	Newly Chartered	28	28	0	28	100.00%	0		1			N	M,VP,SC	N/A	
Clubs more than two years old																	
118002	ZHEJIANG AI XIN	10/12/2012	Active	29	1	0	1	3.57%	0		6			N	P,S,T,M,VP SC	N/A	
124989	Zhejiang Ao Shui	06/16/2015	Active	50	2	0	2	4.17%	0		4			N	P,S,T,M,VP SC	N/A	
	Exc Award (06/03/2018, 06/30/2022)																
115162	ZHEJIANG BA YONG	09/26/2011	Active	35	0	5	-5	-12.50%	0	8	2			N	P,S,T,M,VP SC	N/A	\$1,000.00
	Exc Award (06/30/2017)																
126860	Zhejiang Bai He	02/15/2016	Active	26	3	0	3	13.04%	0		4			N	P,S,T,M,VP SC	N/A	
	Exc Award (06/30/2024)																
130513	Zhejiang Bai Lu	03/22/2017	Active	2	0	0	0	0.00%	0		8	3	None		P,S,T,M,VP SC	N/A	
115945	ZHEJIANG BANRUO	01/27/2012	Active	11	0	2	-2	-15.38%	0	9	8	1	None		P,S,T,M,VP SC	N/A	



# Club Health Assessment for District 386 through February 2025

			Status	Membership							Reports					Finance		LCIF
Club Number	Club Name	Charter Date		Current Member Count	YTD Members Added	YTD Members Dropped	YTD Net Growth	YTD Net Growth%	Member Count 12 Months Ago	Avg. length of service for dropped members	Months Since Last MMR ***	Yrs. Since Last Officer Report	President Rotation	Vice President Reported ****	Months Since Last Activity Report ***	Account Balance	Donations for current Fiscal Year	
			Number of times on status quo within last two years	If below 15 members appears				If net loss is greater than 20% appears			If no report in 3 months appears in	When more than one year appears in	Number of repeat terms	Notes the officers that do not have an active	If no report at 12 months red			
110173	ZHEJIANG BLUE SKY	01/26/2011	Active	20	1	0	1	5.26%	0		4			N	P,S,T,M,VP SC	24+		
130827	Zhejiang Chao Yue	04/28/2017	Active	30	2	5	-3	-9.09%	0	2	3			N	P,S,T,M,VP SC	N/A		
	Exc Award (06/30/2018)																	
119256	ZHEJIANG CHUAN QI	04/29/2013	Active	43	0	0	0	0.00%	0		8			N	P,S,T,M,VP SC	N/A		
	Exc Award (06/30/2016, 06/30/2017, 06/30/2018)																	
127439	Zhejiang Ci Hang	05/03/2016	Active	20	5	0	5	33.33%	0		4			N	P,T,M,VP,SC	N/A		
	Exc Award (06/30/2017)																	
112084	ZHEJIANG DAAI	08/24/2011	Active	28	0	0	0	0.00%	0		6			N	P,S,T,M,VP SC	N/A		
	Exc Award (06/30/2017)																	
121179	Zhejiang Da Yu	01/21/2014	Active	13	0	0	0	0.00%	0		6				P,S,T,M,VP SC	N/A		
129723	Zhejiang Dong Fang Chen Xi	12/29/2016	Active	34	5	0	5	17.24%	0		4			N	P,S,T,M,VP SC	N/A		
118700	ZHEJIANG DONG FANG CI MING	01/31/2013	Active	29	1	0	1	3.57%	0		6			N	P,S,T,M,VP SC	N/A	\$2,000.00	
	Exc Award (06/30/2023)																	
127480	Zhejiang Dong Fang Hong	05/06/2016	Active	27	4	0	4	17.39%	0		6			N	S,M,VP,SC	24+		
120504	Zhejiang Dong Fang Ming Zhu	10/08/2013	Active	31	4	0	4	14.81%	0		4		2	R	P,T,M,VP,SC	N/A		
	Exc Award (06/30/2017)																	
128599	Zhejiang Dong Fang Shi Cheng	08/15/2016	Active	28	0	0	0	0.00%	0		8			N	P,S,T,M,VP SC	N/A		
110903	ZHEJIANG DONG FANG YANG GUANG	04/26/2011	Active	23	0	0	0	0.00%	0		6			N	P,S,T,M,VP SC	24+		
	Exc Award (06/30/2016, 06/30/2017)																	
121284	Zhejiang Dong Hai	01/29/2014	Active	30	8	1	7	30.43%	0	2	4			N	P,S,T,M,VP SC	N/A		
107729	ZHEJIANG DREAM ACHIEVEMENT	03/08/2010	Active	27	3	0	3	12.50%	0		4			N	P,S,T,M,VP SC	24+		
120152	Zhejiang Fei Yue	08/14/2013	Active	0	0	0	0	0.00%	0		13	2	None		P,S,T,M,VP SC	N/A		
117654	ZHEJIANG FENG XIAN	08/14/2012	Active	34	3	0	3	9.68%	0		0			N	P,S,T,M,VP SC	N/A		
130013	Zhejiang Fu Yuan	02/13/2017	Active	18	2	1	1	5.88%	0	0	4			N	P,S,T,M,VP SC	N/A		
112083	ZHEJIANG GAO XIN	08/24/2011	Active	31	2	0	2	6.90%	0		4			N	P,S,T,M,VP SC	N/A		
	Exc Award (06/30/2018, 06/30/2021)																	
123671	Zhejiang Golf	11/20/2014	Active	32	2	0	2	6.67%	0		4			N	P,S,T,M,VP SC	N/A		



# Club Health Assessment for District 386 through February 2025

			Status	Membership							Reports					Finance		LCIF
Club Number	Club Name	Charter Date		Current Member Count	YTD Members Added	YTD Members Dropped	YTD Net Growth	YTD Net Growth%	Member Count 12 Months Ago	Avg. length of service for dropped members	Months Since Last MMR ***	Yrs. Since Last Officer Report	President Rotation	Vice President Reported ****	Months Since Last Activity Report ***	Account Balance	Donations for current Fiscal Year	
			Number of times on status quo within last two years	If below 15 members appears				If net loss is greater than 20% appears			If no report in 3 months appears in	When more than one year appears in	Number of repeat terms	Notes the officers that do not have an active	If no report at 12 months appears in red			
Exc Award (06/30/2017, 06/30/2018, 06/30/2020)																		
112032	ZHEJIANG GREEN VALLEY	08/10/2011	Active	29	1	0	1	3.57%	0		4			N	P,S,T,M,VP SC	N/A		
110229	ZHEJIANG GROUP VOLUNTEER TEAM	01/27/2011	Active	42	1	2	-1	-2.33%	0	2	1			R	P,S,M,VP,SC	24+	\$1,000.00	
Exc Award (06/30/2016, 06/30/2017, 06/30/2020)																		
124347	Zhejiang Gu Yue	04/08/2015	Active	1	0	0	0	0.00%	0		8	2	None		P,S,T,M,VP SC	N/A		
123401	Zhejiang Guang Ming	10/16/2014	Active	32	4	0	4	14.29%	0		3			N	P,S,T,M,VP SC	N/A		
Exc Award (06/30/2018)																		
129586	Zhejiang Hai Hang	12/14/2016	Active	32	1	0	1	3.23%	0		4			N	P,S,T,M,VP SC	N/A	\$1,000.00	
128600	Zhejiang Hai Liang	08/17/2016	Active	28	2	0	2	7.69%	0		4			N	S,T,M,VP	N/A		
Exc Award (06/30/2018)																		
126836	Zhejiang Hai Men	02/11/2016	Active	37	0	0	0	0.00%	0		8			N	P,S,T,M,VP SC	N/A		
Exc Award (06/30/2018, 06/30/2023, 06/30/2020)																		
127787	Zhejiang Hai Shi	06/10/2016	Active	30	2	0	2	7.14%	0		4			N	P,T,M,VP,SC	N/A		
119255	ZHEJIANG HE MU	04/29/2013	Active	28	2	0	2	7.69%	0		4			N	P,S,T,M,VP SC	N/A		
Exc Award (06/30/2017)																		
127429	Zhejiang Hong Ai	05/03/2016	Active	0	0	0	0	0.00%	0		39	4	None		P,S,T,M,VP SC	N/A		
116716	ZHEJIANG HONG XIN	05/03/2012	Active	0	0	0	0	0.00%	0		37	5	None		P,S,T,M,VP SC	N/A		
130525	Zhejiang Hong Yuan	03/22/2017	Active	28	2	3	-1	-3.45%	0	5	0	1	None		P,S,T,M,VP SC	N/A		
Exc Award (06/30/2018)																		
119254	ZHEJIANG HUI RUN	04/29/2013	Active	58	2	0	2	3.57%	0		2			N	P,S,T,M,VP SC	N/A	\$1,000.00	
Exc Award (06/30/2024)																		
110549	ZHEJIANG JI XIANG	03/10/2011	Active	26	1	0	1	4.00%	0		4			N	P,S,T,M,VP SC	24+		
124992	Zhejiang Jia He	06/16/2015	Active	32	6	0	6	23.08%	0		2			N	P,S,T,M,VP SC	N/A		
Exc Award (06/30/2022)																		
128601	Zhejiang Jian Ci	08/12/2016	Active	20	3	0	3	17.65%	0		4			N	P,S,T,M,VP SC	N/A		
111704	ZHEJIANG JIAN HU	07/28/2011	Active	30	3	0	3	11.11%	0		4			N	P,S,T,M,VP SC	N/A		
127660	Zhejiang Jiang Nan	05/31/2016	Active	25	7	0	7	38.89%	0		3			N	P,S,T,M,VP SC	N/A	\$1,000.00	



## Club Health Assessment for District 386 through February 2025

			Status	Membership							Reports					Finance	LCIF
Club Number	Club Name	Charter Date		Current Member Count	YTD Members Added	YTD Members Dropped	YTD Net Growth	YTD Net Growth%	Member Count 12 Months Ago	Avg. length of service for dropped members	Months Since Last MMR ***	Yrs. Since Last Officer Report	President Rotation	Vice President Reported ****	Months Since Last Activity Report ***	Account Balance	Donations for current Fiscal Year
			Number of times on status quo within last two years	If below 15 members appears				If net loss is greater than 20% appears			If no report in 3 months appears in	When more than one year appears in	Number of repeat terms	Notes the officers that do not have an active	If no report at 12 months appears in red		
110552	ZHEJIANG JIU SHI	03/11/2011	Active	10	1	7	-6	-37.50%	0	7	0	3	None	P,S,T,M,VP SC	24+		
117653	ZHEJIANG KYLIN	08/14/2012	Active	36	0	0	0	0.00%	0		7			N	P,T,M,VP,SC	N/A	
	Exc Award (06/30/2016, 06/30/2017)																
127546	Zhejiang Lan Meng	05/24/2016	Active	40	3	0	3	8.11%	0		4			N	P,S,T,M,VP SC	N/A	
	Exc Award (06/30/2017)																
129546	Zhejiang Lan Shi	12/05/2016	Active	25	0	1	-1	-3.85%	0	11	8			N	P,S,T,M,VP SC	N/A	\$1,000.00
118702	ZHEJIANG LIAN HE	01/31/2013	Active	27	0	0	0	0.00%	0		6			N	P,S,T,M,VP SC	N/A	
130457	Zhejiang Liao Yuan	03/16/2017	Active	23	1	0	1	4.55%	0		4			N	P,S,T,M,VP SC	N/A	
124019	Zhejiang Ling Jiang	01/20/2015	Active	33	0	0	0	0.00%	0		6			N	P,S,T,M,VP SC	N/A	
	Exc Award (06/30/2018)																
116303	ZHEJIANG LIRENXING	03/13/2012	Active	0	0	0	0	0.00%	0		38	3	None	P,S,T,M,VP SC	N/A		
	Exc Award (06/30/2017)																
125646	Zhejiang Liu Dao	08/17/2015	Active	35	6	0	6	20.69%	0		4			N	P,S,T,M,VP SC	N/A	\$1,000.00
121603	Zhejiang Liu He	03/17/2014	Active	28	0	0	0	0.00%	0		7			N	P,S,T,M,VP SC	N/A	
	Exc Award (06/30/2017)																
126211	Zhejiang Long Cheng	11/16/2015	Active	35	2	0	2	6.06%	0		4			N	P,S,T,M,VP SC	N/A	
	Exc Award (06/30/2017, 06/30/2022)																
129588	Zhejiang Long Feng	12/14/2016	Active	20	5	1	4	25.00%	0	8	1			N	P,S,T,M,VP SC	N/A	
129255	Zhejiang Long Xing Zhe	11/14/2016	Active	35	0	0	0	0.00%	0		8			N	P,S,T,M,VP SC	N/A	
112031	ZHEJIANG LONG ZHI DUI	08/08/2011	Active	40	1	0	1	2.56%	0		4			N	P,S,T,M,VP SC	N/A	
	Exc Award (06/30/2017, 06/30/2021, 06/30/2022)																
124990	Zhejiang Mei Du	06/16/2015	Active	22	5	2	3	15.79%	0	5	2			N	P,T,M,VP,SC	N/A	
124061	Zhejiang Mei Gao	01/26/2015	Active	28	1	0	1	3.70%	0		6			N	P,S,T,M,VP SC	N/A	
116719	ZHEJIANG MEI HAO	05/03/2012	Active	28	1	0	1	3.70%	0		6			N	P,T,M,VP,SC	N/A	
	Exc Award (06/30/2016, 06/30/2017)																
111702	ZHEJIANG MEI XIN	07/28/2011	Active	22	0	1	-1	-4.35%	0	11	2	1	None	P,S,T,M,VP SC	N/A		
115985	ZHEJIANG MEIDE	02/01/2012	Active	30	3	0	3	11.11%	0		4			N	P,S,T,M,VP SC	N/A	
	Exc Award (06/30/2017)																



# Club Health Assessment for District 386 through February 2025

			Status	Membership							Reports					Finance		LCIF
Club Number	Club Name	Charter Date		Current Member Count	YTD Members Added	YTD Members Dropped	YTD Net Growth	YTD Net Growth%	Member Count 12 Months Ago	Avg. length of service for dropped members	Months Since Last MMR ***	Yrs. Since Last Officer Report	President Rotation	Vice President Reported ****	Months Since Last Activity Report ***	Account Balance	Donations for current Fiscal Year	
			Number of times on status quo within last two years	If below 15 members appears				If net loss is greater than 20% appears			If no report in 3 months appears in	When more than one year appears in	Number of repeat terms	Notes the officers that do not have an active	If no report at 12 months red			
124991	Zhejiang Meng Xiang	06/16/2015	Active	0	0	0	0	0.00%	0		63	6	None	P,S,T,M,VP SC	N/A			
120156	Zhejiang Min Xin	08/15/2013	Active	28	9	0	9	47.37%	0		3			N P,S,T,M,VP SC	N/A			
117182	ZHEJIANG MING DE	06/15/2012	Active	29	3	4	-1	-3.33%	0	4	0			N P,S,T,M,VP SC	N/A			
	Exc Award (06/30/2022, 06/30/2023, 06/30/2024)																	
121744	Zhejiang Ming Zhou	03/31/2014	Active	32	0	0	0	0.00%	0		6			N P,S,T,M,VP SC	N/A			
	Exc Award (06/30/2016)																	
107730	ZHEJIANG MINGYUE	03/08/2010	Active	40	1	0	1	2.56%	0		4			N P,T,M,VP,SC	24+			
	Exc Award (06/30/2017, 06/30/2024)																	
128602	Zhejiang Nan Jiang	08/17/2016	Active	30	1	0	1	3.45%	0		4			N T,M,VP,SC	N/A			
110174	ZHEJIANG NAN KONG	01/26/2011	Active	38	4	0	4	11.76%	0		0			N P,S,T,M,VP SC	24+			
128922	Zhejiang Oriental Auspicious Clouds	09/19/2016	Active	19	1	0	1	5.56%	0		4			P,T,M,VP,SC	N/A			
110550	ZHEJIANG ORIENTAL LIONS SOURCE	03/10/2011	Active	37	3	3	0	0.00%	0	3	1			N P,S,T,M,VP SC	24+			
	Exc Award (06/30/2016, 06/30/2017)																	
119362	ZHEJIANG OU JIANG	05/14/2013	Active	23	1	0	1	4.55%	0		4			N P,S,T,M,VP SC	N/A			
124349	Zhejiang Ou Yue	04/08/2015	Active	0	0	0	0	0.00%	0		26	3	None	P,S,T,M,VP SC	N/A			
130826	Zhejiang Pan Shi	04/28/2017	Active	36	7	0	7	24.14%	0		4			N P,S,T,M,VP SC	N/A			
130437	Zhejiang Pu Gong Ying Gao Er Fu	03/16/2017	Active	39	4	0	4	11.43%	0		4			N P,S,T,M,VP SC	N/A		\$1,000.00	
	Exc Award (06/30/2021, 06/30/2022)																	
110309	ZHEJIANG PU JIANG	02/03/2011	Active	28	10	3	7	33.33%	0	5	4			N P,S,T,M,VP SC	24+			
	Exc Award (06/30/2017)																	
134926	Zhejiang Pudu	05/29/2018	Active	34	4	0	4	13.33%	0		4		2	N P,S,T,M,VP SC	N/A			
124993	Zhejiang Qi Hang	06/16/2015	Active	36	5	0	5	16.13%	0		4			N P,S,T,M,VP SC	N/A			
121287	Zhejiang Qi Xin	01/29/2014	Active	51	5	1	4	8.51%	0	10	4			N P,S,T,M,VP SC	N/A			
	Exc Award (06/30/2018)																	
116297	ZHEJIANG QIAN TANG SHI FENG	03/13/2012	Active	39	3	0	3	8.33%	0		4			N S,T,M,VP,SC	N/A			
	Exc Award (06/30/2017)																	



# Club Health Assessment for District 386 through February 2025

			Status	Membership							Reports					Finance		LCIF
Club Number	Club Name	Charter Date		Current Member Count	YTD Members Added	YTD Members Dropped	YTD Net Growth	YTD Net Growth%	Member Count 12 Months Ago	Avg. length of service for dropped members	Months Since Last MMR ***	Yrs. Since Last Officer Report	President Rotation	Vice President Reported ****	Months Since Last Activity Report ***	Account Balance	Donations for current Fiscal Year	
			Number of times on status quo within last two years	If below 15 members appears					If net loss is greater than 20% appears		If no report in 3 months appears in	When more than one year appears in	Number of repeat terms	Notes the officers that do not have an active	If no report at 12 months appears in red			
128901	Zhejiang Qian Wan	09/19/2016	Active(1)	0	0	0	0	0.00%	0		8	1	None	P,S,T,M,VP SC	N/A			
107728	ZHEJIANG QIANCHAO	03/08/2010	Active	30	2	0	2	7.14%	0		3			N P,S,T,M,VP SC	24+			
117655	ZHEJIANG QING HE	08/15/2012	Active	38	3	0	3	8.57%	0		4			N P,S,T,M,VP SC	N/A			
Exc Award (06/30/2018)																		
127478	Zhejiang Qun Yan	05/13/2016	Active	42	8	0	8	23.53%	0		4		None	N P,S,T,M,VP SC	N/A		\$2,000.00	
Exc Award (06/30/2017, 06/30/2022)																		
129553	Zhejiang Qun Ying	12/05/2016	Active	28	2	0	2	7.69%	0		4			N P,S,T,M,VP SC	N/A			
107727	ZHEJIANG RAINBOW	03/08/2010	Active	32	10	0	10	45.45%	0		4			N P,S,T,M,VP SC	24+			
125415	Zhejiang Ru Yi	07/16/2015	Active	20	6	0	6	42.86%	0		4			P,S,T,M,VP SC	N/A			
129954	Zhejiang Ruo Shui	01/26/2017	Active	27	1	0	1	3.85%	0		1			N P,S,T,M,VP SC	N/A			
122229	Zhejiang San Bei	05/15/2014	Active	41	3	0	3	7.89%	0		6			N P,S,T,M,VP SC	N/A			
127768	Zhejiang Shan De	06/03/2016	Active	37	7	0	7	23.33%	0		4			N P,S,T,M,VP SC	N/A			
Exc Award (06/30/2018)																		
126212	Zhejiang Shen Ai	12/11/2015	Active	27	2	6	-4	-12.90%	0	3	1			N P,S,T,M,VP SC	N/A			
126529	Zhejiang Shen Shi	01/18/2016	Active	20	2	0	2	11.11%	0		6			N P,M,VP,SC	N/A			
126884	Zhejiang Shen Xin	02/18/2016	Active	31	0	0	0	0.00%	0		6			N P,S,T,M,VP SC	N/A			
133852	Zhejiang Shi Ai Fei Yang	02/27/2018	Active	44	4	0	4	10.00%	0		4			N S,T,M,SC	N/A			
Exc Award (06/30/2021)																		
121286	Zhejiang Shi Kang	01/29/2014	Active	0	0	0	0	0.00%	0		32	3	None	P,S,T,M,VP SC	N/A			
134197	Zhejiang Shi Meng	03/23/2018	Active	3	3	0	3	100.00%	0		0		None	P,S,T,M,VP SC	N/A			
129587	Zhejiang Shi Xin	12/14/2016	Active	22	1	5	-4	-15.38%	0	6	2			N P,S,T,M,VP SC	N/A			
121285	Zhejiang Shi Yuan	01/29/2014	Active	39	5	0	5	14.71%	0		0			R P,S,T,M,VP SC	N/A			
124348	Zhejiang Shuang Long	04/08/2015	Active	26	1	0	1	4.00%	0		4			N P,S,T,M,VP SC	N/A			
126479	Zhejiang Shun Jiang	01/07/2016	Active	29	0	1	-1	-3.33%	0	9	2			N P,S,T,M,VP SC	N/A			
Exc Award (06/30/2018)																		
133308	Zhejiang Song Gu	12/01/2017	Active	23	8	0	8	53.33%	0		4			N P,S,T,M,VP SC	N/A			



## Club Health Assessment for District 386 through February 2025

			Status	Membership							Reports					Finance		LCIF		
Club Number	Club Name	Charter Date		Current Member Count	YTD Members Added	YTD Members Dropped	YTD Net Growth	YTD Net Growth%	Member Count 12 Months Ago	Avg. length of service for dropped members	Months Since Last MMR ***	Yrs. Since Last Officer Report	President Rotation	Vice President Reported ****	Months Since Last Activity Report ***	Account Balance	Donations for current Fiscal Year			
			Number of times on status quo within last two years	If below 15 members appears					If net loss is greater than 20% appears						If no report in 3 months appears in	When more than one year appears in	Number of repeat terms	Notes the officers do not have an active	If no report at 12 months appears in red	
107801	ZHEJIANG SUNSHINE	03/12/2010	Active	39	3	0	3	8.33%	0		4			N	P,S,T,M,VP SC	24+				
Exc Award (06/30/2016, 06/30/2017)																				
110859	ZHEJIANG TAI SHAN	04/19/2011	Active	24	1	0	1	4.35%	0		4			N	P,S,T,M,VP SC	24+				
Exc Award (06/30/2017)																				
120575	Zhejiang Tai Yang	10/18/2013	Active	33	1	4	-3	-8.33%	0	7	2			N	P,S,T,M,VP SC	N/A				
116300	ZHEJIANG TIAN YI	03/13/2012	Active	0	0	0	0	0.00%	0		39	4	None		P,S,T,M,VP SC	N/A				
119424	ZHEJIANG WU SHANG	05/21/2013	Active	44	3	0	3	7.32%	0		4			N	P,S,T,M,VP SC	N/A				
Exc Award (06/30/2018)																				
116718	ZHEJIANG WUYUE TONGZHOU	05/03/2012	Active	25	3	0	3	13.64%	0		4			N	P,S,T,M,VP SC	N/A				
121178	Zhejiang Xi Wang	01/21/2014	Active	63	3	1	2	3.28%	0	11	3			N	P,S,T,M,VP SC	N/A		\$2,000.00		
Exc Award (06/30/2021)																				
124016	Zhejiang Xian Hua	01/20/2015	Active	36	1	0	1	2.86%	0		4			N	P,S,T,M,VP SC	N/A				
Exc Award (06/30/2017)																				
110310	ZHEJIANG XIANG HU	02/03/2011	Active	27	4	0	4	17.39%	0		4			N	P,S,T,M,VP SC	24+				
112034	ZHEJIANG XIANG YUN	08/10/2011	Active	25	2	0	2	8.70%	0		4			N	P,S,T,M,VP SC	N/A				
115722	ZHEJIANG XIAO RAN	12/21/2011	Active	31	4	0	4	14.81%	0		4			N	P,S,T,M,VP SC	N/A				
122640	Zhejiang Xin Huo	06/26/2014	Active	34	5	0	5	17.24%	0		4			N	P,S,T,M,VP SC	N/A				
116713	ZHEJIANG XIN QING NIAN	05/01/2012	Active	0	0	0	0	0.00%	0		39	5	None		P,S,T,M,VP SC	N/A				
112085	ZHEJIANG XIN TIAN YI	08/24/2011	Active	31	2	1	1	3.33%	0	13	4			N	P,T,M,VP,SC	N/A				
110901	ZHEJIANG XIN ZHI	04/26/2011	Active	31	5	1	4	14.81%	0	0	4			N	P,S,M,VP,SC	24+				
Exc Award (06/30/2016, 06/30/2017)																				
126859	Zhejiang Xing Chen	02/15/2016	Active	30	3	0	3	11.11%	0		3			N	P,S,T,M,VP SC	N/A				
Exc Award (06/30/2018)																				
129555	Zhejiang Xing Hai	12/05/2016	Active	0	0	0	0	0.00%	0		38	5	None		P,S,T,M,VP SC	N/A				
119364	ZHEJIANG XING MENG	05/14/2013	Active	0	0	0	0	0.00%	0		39	4	None		P,S,T,M,VP SC	N/A				
128963	Zhejiang Xing Yuan	09/21/2016	Active	25	0	0	0	0.00%	0		38			N	P,M,VP,SC	N/A				



# Club Health Assessment for District 386 through February 2025

			Status	Membership							Reports					Finance		LCIF
Club Number	Club Name	Charter Date		Current Member Count	YTD Members Added	YTD Members Dropped	YTD Net Growth	YTD Net Growth%	Member Count 12 Months Ago	Avg. length of service for dropped members	Months Since Last MMR ***	Yrs. Since Last Officer Report	President Rotation	Vice President Reported ****	Months Since Last Activity Report ***	Account Balance	Donations for current Fiscal Year	
			Number of times on status quo within last two years	If below 15 members appears				If net loss is greater than 20% appears			If no report in 3 months appears in	When more than one year appears in	Number of repeat terms	Notes the officers that do not have an active	If no report at 12 months appears in red			
116715	ZHEJIANG XINGFU TONGCHENG	05/16/2012	Active	29	2	0	2	7.41%	0		4			N	P,S,T,M,VP SC	N/A		
122639	Zhejiang Xiong Shi	06/26/2014	Active	38	5	0	5	15.15%	0		4			N	P,S,T,M,VP SC	N/A	\$3,000.00	
122263	Zhejiang Xiong Zhen	05/19/2014	Active	31	3	0	3	10.71%	0		4			N	P,S,T,M,VP SC	N/A		
107802	ZHEJIANG XIZI	03/12/2010	Active	38	1	0	1	2.70%	0		4			N	P,S,T,M,SC	24+	\$1,000.00	
123612	Zhejiang Yan Shan	11/12/2014	Active	44	0	0	0	0.00%	0		7			N	P,S,T,M,VP SC	N/A		
121703	Zhejiang Yang Ming	03/27/2014	Active	29	0	0	0	0.00%	0		6			N	P,S,T,M,VP SC	N/A		
Exc Award (06/30/2016)																		
121717	Zhejiang Yao Bei	03/28/2014	Active	21	2	1	1	5.00%	0	11	4			N	P,S,T,M,VP SC	N/A		
129952	Zhejiang Yi Bai	01/26/2017	Active	34	4	1	3	9.68%	0	4	3			N	P,S,M,VP,SC	N/A		
Exc Award (06/30/2018, 06/30/2023)																		
124934	Zhejiang Yi Du	05/28/2015	Active	49	2	1	1	2.08%	0	2	6			N	P,S,T,M,VP SC	N/A	\$1,000.00	
Exc Award (06/30/2016, 06/30/2017, 06/30/2020)																		
120237	Zhejiang Yi Jia	08/28/2013	Active	36	0	0	0	0.00%	0		8			N	P,S,T,M,VP SC	N/A		
129257	Zhejiang Yi Jia Ren	10/21/2016	Active	19	3	0	3	18.75%	0		4			R	P,S,T,M,VP SC	N/A		
125416	Zhejiang Yong Gang	08/04/2015	Active	0	0	0	0	0.00%	0		34	5	None		P,S,T,M,VP SC	N/A		
129585	Zhejiang Yong Ning	12/14/2016	Active	18	2	0	2	12.50%	0		4			N	P,S,T,M,VP SC	N/A		
126478	Zhejiang Yong Xing	01/07/2016	Active	24	2	0	2	9.09%	0		4			R	P,S,M,SC	N/A		
129947	Zhejiang Yu Cang	01/27/2017	Active	25	0	5	-5	-16.67%	0	3	3			N	P,S,T,M,VP SC	N/A		
133212	Zhejiang Yu Hang	11/27/2017	Active	35	2	0	2	6.06%	0		4			N	P,S,T,M,VP SC	N/A		
Exc Award (06/30/2023)																		
119423	ZHEJIANG YUAN MENG	05/21/2013	Active	33	3	3	0	0.00%	0	7	2			N	P,S,T,M,VP SC	N/A	\$1,000.00	
Exc Award (06/30/2017, 06/30/2018)																		
131218	Zhejiang Yun Jiang	06/14/2017	Active	32	2	0	2	6.67%	0		4			N	P,S,T,M,VP SC	N/A		
111723	ZHEJIANG ZHEDONG	08/03/2011	Active	36	1	0	1	2.86%	0		2			N	P,S,T,M,VP SC	N/A	\$1,000.00	
Exc Award (06/30/2023)																		
131125	Zhejiang Zheng Li	05/25/2017	Active	28	3	1	2	7.69%	0	4	3			N	P,S,T,M,VP SC	N/A		



Club Health Assessment for District 386 through February 2025

			Status							Membership							Reports				Finance		LCIF	
Club Number	Club Name	Charter Date								Current Member Count	YTD Members Added	YTD Members Dropped	YTD Net Growth	YTD Net Growth%	Member Count 12 Months Ago	Avg. length of service for dropped members	Months Since Last MMR ***	Yrs. Since Last Officer Report	President Rotation	Vice President Reported ****	Months Since Last Activity Report ***	Account Balance	Donations for current Fiscal Year	
			Number of times on status quo within last two years	If below 15 members appears						If net loss is greater than 20% appears						If no report in 3 months appears in	When more than one year appears in	Number of repeat terms		Notes the officers that do not have an active	If no report at 12 months appears in red			
118703	ZHEJIANG ZHI YUAN	01/31/2013	Active							34	4	0	4	13.33%	0		4			N	P,S,T,M,VP SC	N/A		\$1,000.00
110904	ZHEJIANG ZHIJIANG	04/26/2011	Active							30	5	0	5	20.00%	0		4			N	P,S,T,M,VP SC	24+		
Exc Award (06/30/2022)																								
Current Total Clubs Count	YTD New Clubs Count	YTD Cancelled Clubs Count	YTD Net Club Gain	Current Total Members Count	YTD Add	YTD Drop	YTD Net Growth	YTD Net Growth %	Member Count 12 Months Ago	Average Member Count Per Club	% of Clubs with less than 20 members	% No MMR in 3 Months	% No Officer Report in 12 Months	% of Clubs with balance 90+ days	Number of Clubs in Status Quo	% Status Quo Clubs in Financial Suspension	Number of Cancelled Clubs	Average Cancelled Club Age	Members Lost Due to Cancellation	% of Clubs Cancelled for Non-Financial Reasons				
153	6	0	6	4,214	504	75	429	11.33%	0	28	15%	81%	12%	0%	0	0%	0	0	0	0%				

\* - P - Priority Club. Cancellation Reasons: 1-Objectives/conduct, 2-Non-active club, 5-Non-existing club, 6-Disbanding, 7-Merger, 8-Financial Suspension, 9-District/Multiple District Dues.  
\*\* - Abbreviation: P-President, S-Secretary, T-Treasurer, M-Member Chairperson, VP-First Vice President, MC-Communications Chairperson, SC-Service Chairperson  
\*\*\* - Abbreviation: N/R - Never reported using the Lions Clubs website, N/A - Not applicable, No password registered for the Lions Clubs website.  
\*\*\*\* - Abbreviation: N - New, IP - Immediate Past, R - Repeat.



# Club Health Assessment for District 387 through February 2025

			Status	Membership							Reports					Finance		LCIF
Club Number	Club Name	Charter Date		Current Member Count	YTD Members Added	YTD Members Dropped	YTD Net Growth	YTD Net Growth%	Member Count 12 Months Ago	Avg. length of service for dropped members	Months Since Last MMR ***	Yrs. Since Last Officer Report	President Rotation	Vice President Reported ****	Months Since Last Activity Report ***	Account Balance	Donations for current Fiscal Year	
			Number of times on status quo within last two years	If below 15 members appears					If net loss is greater than 20% appears		If no report in 3 months appears in	When more than one year appears in	Number of repeat terms		Notes the officers that do not have an active	If no report at 12 months red		
Clubs less than two years old																		
156476	Shenyang Chaozuan	12/08/2023	Active	34	17	0	17	100.00%	0		2			N	P,S,T,M,VP SC	N/A		\$2,020.00
156919	Shenyang Cize	01/16/2024	Active	34	6	0	6	21.43%	0		5			N	P,S,T,M,VP SC	N/A		\$20.00
Exc Award (06/30/2024)																		
157900	Shenyang Golden	04/11/2024	Active	29	4	1	3	11.54%	0	0	2			N	M,SC	N/A		\$2,040.00
179435	Shenyang Honghaitanhaibao	11/25/2024	Active	25	25	0	25	100.00%	0		2			N	M,SC	N/A		
179455	Shenyang Mingde	11/25/2024	Active	32	32	0	32	100.00%	0		2			N	M,SC	N/A		
156920	Shenyang Yingcai	01/16/2024	Active	33	2	0	2	6.45%	0		2			N	M,SC	N/A		\$3,020.00
Exc Award (06/30/2024)																		
Clubs more than two years old																		
97089	SHENYANG	05/04/2006	Active	31	10	0	10	47.62%	0		4			N	S,M,SC	24+		\$1,060.00
Exc Award (06/30/2017, 06/30/2024)																		
131293	Shenyang Ai Bo	06/16/2017	Active	27	3	0	3	12.50%	0		1			N	P,T,M,SC	N/A		
125896	Shenyang Ai Zhong	09/30/2015	Active	38	2	0	2	5.56%	0		4			N	M,SC	N/A		\$1,000.00
Exc Award (06/30/2024)																		
120629	Shenyang Aimeng	10/30/2013	Active	37	0	0	0	0.00%	0		4			N	P,M,SC	N/A		\$1,000.00
Exc Award (06/30/2016)																		
119852	Shenyang Ban Ruo	06/27/2013	Active	27	3	5	-2	-6.90%	0	6	0			N	M,SC	N/A		\$1,190.00
Exc Award (06/30/2016)																		
109791	SHENYANG BANG HUA	12/01/2010	Active	25	12	1	11	78.57%	0	0	4			N	M,VP,SC	24+		\$1,020.00
Exc Award (06/30/2016)																		
110159	SHENYANG BO AI	01/21/2011	Active	35	13	1	12	52.17%	0	11	2			N	P,M,VP,SC	24+		\$3,090.00
Exc Award (06/30/2016, 06/30/2023)																		
127659	Shenyang Bolededao	05/24/2016	Active	24	0	0	0	0.00%	0		4			N	S,M,VP,SC	N/A		
123775	Shenyang Caihong	12/09/2014	Active	35	0	0	0	0.00%	0		4			N	M,SC	N/A		\$60.00
Exc Award (06/30/2024)																		
109798	SHENYANG CARING	12/01/2010	Active	0	0	6	-6	-100.00%	0	7	4	1	None		P,S,T,M,VP SC	24+		
110802	SHENYANG CI SHENG	04/12/2011	Active	58	8	0	8	16.00%	0		2			N	M,VP,SC	24+		\$3,040.00



# Club Health Assessment for District 387 through February 2025

			Status	Membership							Reports					Finance		LCIF			
Club Number	Club Name	Charter Date		Current Member Count	YTD Members Added	YTD Members Dropped	YTD Net Growth	YTD Net Growth%	Member Count 12 Months Ago	Avg. length of service for dropped members	Months Since Last MMR ***	Yrs. Since Last Officer Report	President Rotation	Vice President Reported ****	Months Since Last Activity Report ***	Account Balance	Donations for current Fiscal Year				
			Number of times on status quo within last two years	If below 15 members appears					If net loss is greater than 20% appears						If no report in 3 months appears in	When more than one year appears in	Number of repeat terms	Notes the officers that do not have an active	If no report at 12 months appears in red		
Exc Award (06/30/2024)																					
110142	SHENYANG DA RUO	01/20/2011	Active	0	0	0	0	0.00%	0		37	5	None	P,S,T,M,VP SC	24+						
Exc Award (06/30/2016)																					
133135	Shenyang Da Yan	11/30/2017	Active	20	7	0	7	53.85%	0		4			N	P,S,T,M,SC	N/A					
125895	Shenyang De Shan	09/30/2015	Active	41	4	1	3	7.89%	0	4	4			N	P,M,VP,SC	N/A	\$60.00				
Exc Award (06/30/2017)																					
133145	Shenyang De Zhong	11/14/2017	Active	0	0	0	0	0.00%	0		44	5	None	P,S,T,M,VP SC	N/A						
122452	Shenyang Dedao	06/11/2014	Active	0	0	0	0	0.00%	0		34	4	None	P,S,T,M,VP SC	N/A						
Exc Award (06/30/2016, 06/30/2017)																					
110143	SHENYANG GAN EN	01/20/2011	Active	34	3	0	3	9.68%	0		2			N	M,SC	24+					
Exc Award (06/30/2016, 06/30/2017, 06/30/2020)																					
120632	Shenyang Guanaihaiyue	10/30/2013	Active	20	7	0	7	53.85%	0		4		2	N	M,SC	N/A					
127344	Shenyang Guang Ming	05/03/2016	Active	38	4	2	2	5.56%	0	2	0			N	S,M,SC	N/A	\$2,020.00				
120041	Shenyang Hairuo	07/24/2013	Active	27	7	0	7	35.00%	0		1			N	M,SC	N/A					
Exc Award (06/30/2024)																					
130238	Shenyang He Ping	03/01/2017	Active	0	0	0	0	0.00%	0		54	5	None	P,S,T,M,VP SC	N/A						
120537	Shenyang He Xiang	10/10/2013	Active	21	5	1	4	23.53%	0	5	2			N	P,S,T,M,SC	N/A					
116370	SHENYANG HEYUAN	03/21/2012	Active	26	1	1	0	0.00%	0	3	4			N	M,VP,SC	N/A	\$1,040.00				
Exc Award (06/30/2016)																					
129209	Shenyang Hong Ma	11/02/2016	Active	37	17	0	17	85.00%	0		2			N	P,S,M,SC	N/A					
129339	Shenyang Hong Ma Nao	01/09/2017	Active	20	6	0	6	42.86%	0		2	1	None	P,S,T,M,VP SC	N/A						
130374	Shenyang Hong Yan	03/10/2017	Active	0	0	0	0	0.00%	0		32	3	None	P,S,T,M,VP SC	N/A						
127312	Shenyang Honghaitan	04/19/2016	Active	26	2	4	-2	-7.14%	0	5	2			N	M,VP,SC	N/A	\$20.00				
116599	SHENYANG HOUDE	04/18/2012	Active	1	0	0	0	0.00%	0		4		None	P,S,T,M,VP SC	N/A						
118815	SHENYANG JINSHI	02/20/2013	Active	40	4	0	4	11.11%	0		4			N	S,T,M,SC	N/A	\$20.00				
Exc Award (06/30/2024)																					
123681	Shenyang Kuailixing	11/21/2014	Active	0	0	0	0	0.00%	0		34	4	None	P,S,T,M,VP SC	N/A						
Exc Award (06/30/2016)																					



# Club Health Assessment for District 387 through February 2025

			Status	Membership						Reports					Finance		LCIF
Club Number	Club Name	Charter Date		Current Member Count	YTD Members Added	YTD Members Dropped	YTD Net Growth	YTD Net Growth%	Member Count 12 Months Ago	Avg. length of service for dropped members	Months Since Last MMR ***	Yrs. Since Last Officer Report	President Rotation	Vice President Reported ****	Months Since Last Activity Report ***	Account Balance	Donations for current Fiscal Year
			Number of times on status quo within last two years	If below 15 members appears				If net loss is greater than 20% appears			If no report in 3 months appears in	When more than one year appears in	Number of repeat terms	Notes the officers that do not have an active	If no report at 12 months appears in red		
110157	SHENYANG LE SHI	01/21/2011	Active	19	6	0	6	46.15%	0		2			N	M,SC	N/R	\$1,000.00
124935	Shenyang Liai	06/05/2015	Active	0	0	0	0	0.00%	0		33	3	None		P,S,T,M,VP SC	N/R	
Exc Award (06/30/2017)																	
129342	Shenyang Lian Hua	01/10/2017	Active	0	0	0	0	0.00%	0		34	5	None		P,S,T,M,VP SC	N/A	
109793	SHENYANG LVYIN	12/01/2010	Active	35	11	0	11	45.83%	0		2			R	S,M,SC	24+	
127491	Shenyang Mu Chun Feng	05/09/2016	Active	0	0	0	0	0.00%	0		47	6	None		P,S,T,M,VP SC	N/A	
121581	Shenyang Pindao	03/13/2014	Active	25	8	0	8	47.06%	0		4			N	P,M,SC	N/A	\$1,040.00
Exc Award (06/30/2024)																	
133323	Shenyang Qi Lin	12/12/2017	Active	0	0	0	0	0.00%	0		21	2	None		P,S,T,M,VP SC	N/A	
130158	Shenyang Renaikuailixing	02/24/2017	Active	34	14	0	14	70.00%	0		2			N	M,SC	N/A	\$60.00
129720	Shenyang Rui Cheng	01/10/2017	Active	23	3	0	3	15.00%	0		2			N	M,SC	N/A	\$20.00
109795	SHENYANG SHANG RUO	12/01/2010	Active	36	4	0	4	12.50%	0		4			N	M,SC	24+	\$38,620.00
Exc Award (06/30/2016, 06/30/2017, 06/30/20)																	
116466	SHENYANG SHANGHUA	03/29/2012	Active	29	0	0	0	0.00%	0		0			N	P,M,SC	N/A	
109792	SHENYANG SHANXING	12/01/2010	Active	21	7	0	7	50.00%	0		0			N	M,SC	N/A	
134196	Shenyang Shanyuan	03/22/2018	Active	32	1	0	1	3.23%	0		4			N	M,SC	N/A	\$20.00
134937	Shenyang Shiai	05/31/2018	Active	16	4	0	4	33.33%	0		2			N	M,SC	N/A	\$1,000.00
124333	Shenyang Shihu	04/27/2015	Active	0	0	0	0	0.00%	0		39	3	None		P,S,T,M,VP SC	N/A	
Exc Award (06/30/2016)																	
127273	Shenyang Taiyang	04/27/2016	Active	0	0	0	0	0.00%	0		29	3	None		P,S,T,M,VP SC	N/A	
116375	SHENYANG TONGDE	03/22/2012	Active	32	4	1	3	10.34%	0	2	2			N	S,M,SC	N/A	\$5,040.00
Exc Award (06/30/2024)																	
123327	Shenyang Tongxin	10/09/2014	Active	0	0	0	0	0.00%	0		20	2	None		P,S,T,M,VP SC	N/A	
Exc Award (06/30/2016, 06/30/2017)																	
130371	Shenyang Wan Li Xing	03/15/2017	Active	0	0	0	0	0.00%	0		22	4	None		P,S,T,M,VP SC	N/A	
115628	SHENYANG XI WANG	11/29/2011	Active	0	0	0	0	0.00%	0		41	3	None		P,S,T,M,VP SC	N/A	
Exc Award (06/30/2017)																	



# Club Health Assessment for District 387 through February 2025

Club Number	Club Name	Charter Date	Status	Membership							Reports					Finance	LCIF
				Current Member Count	YTD Members Added	YTD Members Dropped	YTD Net Growth	YTD Net Growth%	Member Count 12 Months Ago	Avg. length of service members	Months Since Last MMR ***	Yrs. Since Last Officer Report	President Rotation	Vice President Reported ****	Months Since Last Activity Report ***	Account Balance	Donations for current Fiscal Year
			Number of times on status quo within last two years	If below 15 members appears				If net loss is greater than 20% appears			If no report in 3 months appears in	When more than one year appears in	Number of repeat terms	Notes the officers that do not have an active	If no report at 12 months red		
120535	Shenyang Xiangyanghua	10/10/2013	Active	39	3	1	2	5.41%	0	0	4			N	M,SC	N/A	\$1,020.00
129707	Shenyang Xiao Mian Ao	01/03/2017	Active	41	7	0	7	20.59%	0		2			N	M,SC	N/A	\$5,020.00
	Exc Award (06/30/2024)																
116314	SHENYANG XIDAO	03/13/2012	Active	23	1	0	1	4.55%	0		4			N	M,SC	N/A	\$1,040.00
120540	Shenyang Xin Hai	10/10/2013	Active	53	5	1	4	8.16%	0	2	4			N	M,SC	N/A	\$1,040.00
	Exc Award (06/30/2024)																
127345	Shenyang Xin Lian Xin	04/21/2016	Active	0	0	0	0	0.00%	0		50	5	None		P,S,T,M,VP SC	N/A	
121720	Shenyang Xinde	03/28/2014	Active	0	0	0	0	0.00%	0		44	5	None		P,S,T,M,VP SC	N/A	
127490	Shenyang Xing Huo	05/12/2016	Active	24	3	0	3	14.29%	0		2			N	P,M,VP,SC	N/A	\$20.00
116780	SHENYANG XINYUAN	05/04/2012	Active	20	3	2	1	5.26%	0	5	4			N	P,T,M,SC	N/A	\$20.00
126916	Shenyang Yalvjiang	02/23/2016	Active	22	0	1	-1	-4.35%	0	1	4			N	P,S,M,SC	N/A	
129811	Shenyang Yi Mi Yang Guang	01/18/2017	Active	0	0	12	-12	-100.00%	0	5	2	1	None		P,S,T,M,VP SC	N/A	
127500	Shenyang Yuan Shan	05/10/2016	Active	35	10	0	10	40.00%	0		2			N	M,VP,SC	N/A	\$60.00
124686	Shenyang Yuanai	05/08/2015	Active	29	2	0	2	7.41%	0		4			N	T,M,VP,SC	N/A	\$60.00
116369	SHENYANG YUANMENG	03/21/2012	Active	27	5	0	5	22.73%	0		3			N	M,SC	N/A	\$2,390.00
119851	Shenyang Yulong	06/27/2013	Active	30	3	0	3	11.11%	0		4			N	M,SC	N/A	\$80.00
	Exc Award (06/30/2016)																
120631	Shenyang Zhaoyang	10/30/2013	Active	37	11	0	11	42.31%	0		4			N	P,S,M,VP,SC	N/A	\$1,350.00
116337	SHENYANG ZHENAI	03/19/2012	Active	0	0	0	0	0.00%	0		0	5	None		P,S,T,M,VP SC	N/A	
116316	SHENYANG ZHENYUAN	03/13/2012	Active	32	13	0	13	68.42%	0		0			N	M,SC	24+	\$2,040.00
	Exc Award (06/30/2024)																
130939	Shenyang Zhi Ai	05/17/2017	Active	0	0	0	0	0.00%	0		44	5	None		P,S,T,M,VP SC	N/A	
109802	SHENYANG ZHI BO	12/02/2010	Active	20	7	0	7	53.85%	0		2			R	S,M,SC	24+	
127476	Shenyang Zhi He	05/05/2016	Active	26	2	0	2	8.33%	0		2			N	M,SC	N/A	\$20.00
131112	Shenyang Zhi Shan	05/31/2017	Active	0	0	0	0	0.00%	0		35	3	None		P,S,T,M,VP SC	N/A	
133324	Shenyang Zhi Yuan	12/06/2017	Active	0	0	0	0	0.00%	0		44	4	None		P,S,T,M,VP SC	N/A	



## Club Health Assessment for District 387 through February 2025

			Status							Membership					Reports					Finance		LCIF
Club Number	Club Name	Charter Date		Current Member Count	YTD Members Added	YTD Members Dropped	YTD Net Growth	YTD Net Growth%	Member Count 12 Months Ago	Avg. length of service for dropped members	Months Since Last MMR ***	Yrs. Since Last Officer Report	President Rotation	Vice President Reported ****	Months Since Last Activity Report ***	Account Balance	Donations for current Fiscal Year					
			Number of times on status quo within last two years	If below 15 members appears				If net loss is greater than 20% appears			If no report in 3 months appears in	When more than one year appears in	Number of repeat terms	Notes the officers that do not have an active	If no report at 12 months appears in red							
109796	SHENYANG ZHONG AI	12/01/2010	Active	17	0	0	0	0.00%	0		1			N	M,SC	24+						
Exc Award (06/30/2016, 06/30/2017)																						
Current Total Clubs Count	YTD New Clubs Count	YTD Cancelled Clubs Count	YTD Net Club Gain	Current Total Members Count	YTD Add	YTD Drop	YTD Net Growth	YTD Net Growth %	Member Count 12 Months Ago	Average Member Count Per Club	% of Clubs with less than 20 members	% No MMR in 3 Months	% No Officer Report in 12 Months	% of Clubs with balance 90+ days	Number of Clubs in Status Quo	% Status Quo Clubs in Financial Suspension	Number of Cancelled Clubs	Average Cancelled Club Age	Members Lost Due to Cancellation	% of Clubs Cancelled for Non-Financial Reasons		
79	2	0	2	1,652	341	41	300	22.19%	0	21	34%	58%	30%	0%	0	0%	0	0	0	0%		

\* - P - Priority Club. Cancellation Reasons: 1-Objectives/conduct, 2-Non-active club, 5-Non-existing club, 6-Disbanding, 7-Merger, 8-Financial Suspension, 9-District/Multiple District Dues.

\*\* - Abbreviation: P-President, S-Secretary, T-Treasurer, M-Member Chairperson, VP-First Vice President, MC-Communications Chairperson, SC-Service Chairperson

\*\*\* - Abbreviation: N/R - Never reported using the Lions Clubs website, N/A - Not applicable, No password registered for the Lions Clubs website.

\*\*\*\* - Abbreviation: N - New, IP - Immediate Past, R - Repeat.



## Club Health Assessment for District 388 through February 2025

			Status	Membership						Reports					Finance		LCIF
Club Number	Club Name	Charter Date		Current Member Count	YTD Members Added	YTD Members Dropped	YTD Net Growth	YTD Net Growth%	Member Count 12 Months Ago	Avg. length of service for dropped members	Months Since Last MMR ***	Yrs. Since Last Officer Report	President Rotation	Vice President Reported ****	Months Since Last Activity Report ***	Account Balance	Donations for current Fiscal Year
			Number of times on status quo within last two years	If below 15 members appears			If net loss is greater than 20% appears				If no report in 3 months appears in	When more than one year appears in	Number of repeat terms	Notes the officers that do not have an active	If no report at 12 months red		
Clubs less than two years old																	
179518	Shaanxi Aiyuan	12/03/2024	Newly Chartered	30	30	0	30	100.00%	0		2			N	M,SC	N/A	
179436	Shaanxi Ci Shan Yang Guang	11/27/2024	Active	25	25	0	25	100.00%	0		3			N	M,SC	N/A	
154212	Shaanxi Daxiang	06/14/2023	Active	26	4	0	4	18.18%	0		4	1	None		P,S,T,M,VP SC	N/A	\$1,000.00
179442	Shaanxi Kuaile Jiankang	12/03/2024	Newly Chartered	28	28	0	28	100.00%	0		2			N	M,SC	N/A	\$1,000.00
179458	ShaanXi Qiande	12/03/2024	Newly Chartered	28	28	0	28	100.00%	0		2			N	P,M,SC	N/A	
176700	Shaanxi Qinchu	09/16/2024	Active	41	41	0	41	100.00%	0		3			N	M,SC	N/A	\$1,000.00
158061	ShaanXi SaiShangMingZhu	06/28/2024	Active	50	5	9	-4	-7.41%	0	1	2		None		P,S,T,M,VP SC	N/A	\$3,000.00
158060	Shaanxi ShiAiZhongYuan	07/05/2024	Active	18	25	7	18	100.00%	0	1	2		None	N	P,S,M,SC	N/A	
154214	Shaanxi Wanli	06/14/2023	Active	16	0	0	0	0.00%	0		8	1	None		P,S,T,M,VP SC	N/A	\$1,000.00
172461	SHAANXI XINGHAN	06/30/2024	Active	22	2	6	-4	-15.38%	0	0	1		None		P,S,T,M,VP SC	N/A	
179387	Shaanxi Zhongzhoubaihe	11/27/2024	Active	26	26	0	26	100.00%	0		3			N	M,SC	N/A	
Clubs more than two years old																	
108486	SHAANXI AI XIN	05/26/2010	Active	39	4	5	-1	-2.50%	0	5	2	1	None		P,S,T,M,VP SC	24+	\$2,000.00
128928	Shaanxi Aiyue	09/14/2016	Active	20	3	1	2	11.11%	0	10	4	1	None		P,S,T,M,VP SC	N/A	
131212	ShaanXi Bailing	06/15/2017	Active	2	0	0	0	0.00%	0		8	1	None		P,S,T,M,VP SC	N/A	
108488	SHAANXI CHAO YUE	05/27/2010	Active	49	1	0	1	2.08%	0		4	1	None		P,S,T,M,VP SC	24+	\$2,000.00
123037	Shaanxi Chuangmeng	08/27/2014	Active	30	3	0	3	11.11%	0		4	1	None		P,S,T,M,VP SC	N/A	
123038	Shaanxi Cishanhuai	08/27/2014	Active	28	3	0	3	12.00%	0		4	1	None		P,S,T,M,VP SC	N/A	
123082	Shaanxi Daaixiawang	09/04/2014	Active	0	0	0	0	0.00%	0		18	10	None		P,S,T,M,VP SC	N/A	
123081	Shaanxi Daaizhongle	09/04/2014	Active	44	4	0	4	10.00%	0		5	1	None		P,S,T,M,VP SC	N/A	\$2,000.00
Exc Award (06/30/2023)																	
123019	Shaanxi Dacheng	08/26/2014	Active	34	1	0	1	3.03%	0		4	1	None		P,S,T,M,VP SC	24+	\$3,000.00
122845	Shaanxi Datang	07/29/2014	Active	26	0	0	0	0.00%	0		8	1	None		P,S,T,M,VP SC	N/A	



## Club Health Assessment for District 388 through February 2025

			Status	Membership						Reports					Finance		LCIF
Club Number	Club Name	Charter Date		Current Member Count	YTD Members Added	YTD Members Dropped	YTD Net Growth	YTD Net Growth%	Member Count 12 Months Ago	Avg. length of service for dropped members	Months Since Last MMR ***	Yrs. Since Last Officer Report	President Rotation	Vice President Reported ****	Months Since Last Activity Report ***	Account Balance	Donations for current Fiscal Year
			Number of times on status quo within last two years	If below 15 members appears				If net loss is greater than 20% appears			If no report in 3 months appears in	When more than one year appears in	Number of repeat terms		Notes the officers that do not have an active red	If no report at 12 months appears in red	
123016	Shaanxi Dongfang Heluo	08/26/2014	Active	17	0	0	0	0.00%	0		8	2	None	P,S,T,M,VP SC	N/A		\$1,000.00
122851	Shaanxi Gan En	07/29/2014	Active	26	5	0	5	23.81%	0		4	2	None	P,S,T,M,VP SC	N/A		\$1,000.00
126875	Shaanxi Guangze	02/23/2016	Active	25	4	0	4	19.05%	0		4	2	None	P,S,T,M,VP SC	N/A		
Exc Award (06/30/2018)																	
123015	Shaanxi Haiyan	08/26/2014	Active	0	0	0	0	0.00%	0		15	2	None	P,S,T,M,VP SC	N/A		
123035	Shaanxi Huiren	08/27/2014	Active	0	0	0	0	0.00%	0		20	2	None	P,S,T,M,VP SC	N/A		
123033	Shaanxi Jiahe	08/27/2014	Active	17	5	0	5	41.67%	0		4	2	None	P,S,T,M,VP SC	N/A		
123018	Shaanxi Kuaile	08/26/2014	Active	24	3	4	-1	-4.00%	0	4	2	2	None	P,S,T,M,VP SC	N/A		
123084	Shaanxi Linghang	09/04/2014	Active	27	10	1	9	50.00%	0	10	4	2	None	P,S,T,M,VP SC	N/A		
117575	SHAANXI LONG TENG	08/09/2012	Active	19	3	3	0	0.00%	0	1	2	2	None	P,S,T,M,VP SC	N/A		
Exc Award (06/30/2018)																	
122848	Shaanxi Mingde	07/29/2014	Active	37	5	0	5	15.63%	0		4	2	None	P,S,T,M,VP SC	N/A		\$2,000.00
Exc Award (06/30/2024)																	
123399	Shaanxi Minshang	10/16/2014	Active	22	1	0	1	4.76%	0		7	2	None	P,S,T,M,VP SC	N/A		
132905	Shaanxi Pugongying	10/19/2017	Active	26	5	0	5	23.81%	0		4	2	None	P,S,T,M,VP SC	N/A		\$2,000.00
122852	Shaanxi Qianshou	07/29/2014	Active	34	13	1	12	54.55%	0	1	4	2	None	P,S,T,M,VP SC	N/A		
123400	Shaanxi Qihang	10/16/2014	Active	53	4	19	-15	-22.06%	0	6	4	2	None	P,S,T,M,VP SC	N/A		
123021	Shaanxi Qinfeng	08/26/2014	Active	14	0	0	0	0.00%	0		8	10	None	P,S,T,M,VP SC	N/A		
131432	Shaanxi Renai	06/28/2017	Active	14	4	0	4	40.00%	0		4	7	None	P,S,T,M,VP SC	N/A		
129692	ShaanXi RunZe	12/28/2016	Active	28	3	1	2	7.69%	0	2	4	8	None	P,S,T,M,VP SC	N/A		\$6,000.00
Exc Award (06/30/2023)																	
129790	Shaanxi Shangde	02/20/2017	Active	24	1	0	1	4.35%	0		4	7	None	P,S,T,M,VP SC	N/A		\$1,000.00
129060	Shaanxi Shangshan	10/17/2016	Active	39	6	0	6	18.18%	0		4	8	None	P,S,T,M,VP SC	N/A		\$2,000.00
132904	Shaanxi Shiguang	10/19/2017	Active	34	3	0	3	9.68%	0		4	7	None	P,S,T,M,VP SC	N/A		\$2,000.00
Exc Award (06/30/2018, 06/30/2022)																	
135090	Shaanxi Shiliuhua	06/08/2018	Active	33	8	0	8	32.00%	0		0	6	None	P,S,T,M,VP SC	N/A		\$1,000.00




# Club Health Assessment for District 388 through February 2025

			Status		Membership						Reports					Finance		LCIF		
Club Number	Club Name	Charter Date		Current Member Count	YTD Members Added	YTD Members Dropped	YTD Net Growth	YTD Net Growth%	Member Count 12 Months Ago	Avg. length of service for dropped members	Months Since Last MMR ***	Yrs. Since Last Officer Report	President Rotation	Vice President Reported ****	Months Since Last Activity Report ***	Account Balance	Donations for current Fiscal Year			
			Number of times on status quo within last two years	If below 15 members appears	If net loss is greater than 20% appears					If no report in 3 months appears in	When more than one year appears in	Number of repeat terms	Notes the officers that do not have an active	If no report at 12 months appears in red						
129665	Shaanxi Tianhan	01/03/2017	Active	62	3	1	2	3.33%	0	5	4	7	None	P,S,T,M,VP SC	N/A					
108493	SHAANXI WEN XIN SHOU	05/27/2010	Active	27	4	0	4	17.39%	0		3	14	None	P,S,T,M,VP SC	24+		\$2,000.00			
125881	ShaanXi WuAi	10/30/2015	Active	30	4	3	1	3.45%	0	4	2	9	None	P,S,T,M,VP SC	N/A		\$2,000.00			
121288	Shaanxi Xian Chun Feng	01/29/2014	Active	28	2	0	2	7.69%	0		5	10	None	P,S,T,M,VP SC	N/A					
122062	Shaanxi Xian Ci Shan Chuang Ye	04/30/2014	Active	23	5	4	1	4.55%	0	2	3	10	None	P,S,T,M,VP SC	N/A		\$1,000.00			
121742	Shaanxi Xian Da Qin	03/31/2014	Active	25	5	1	4	19.05%	0	1	2	10	None	P,S,T,M,VP SC	N/A					
121721	Shaanxi Xian Daai	03/28/2014	Active	36	4	0	4	12.50%	0		2	2	None	P,S,T,M,VP SC	N/A		\$2,000.00			
125701	Shaanxi Xi'an Feixang	08/28/2015	Active	36	5	0	5	16.13%	0		4	2	None	P,S,T,M,VP SC	N/A		\$2,000.00			
120083	Shaanxi Xian Feng Niao	07/31/2013	Active	24	2	0	2	9.09%	0		5	2	None	P,S,T,M,VP SC	N/A		\$5,000.00			
120753	Shaanxi Xian Ivye	11/13/2013	Active	22	6	1	5	29.41%	0	1	2	2	None	P,S,T,M,VP SC	N/A					
125702	Shaanxi Xi'an Jianai	08/28/2015	Active	21	5	0	5	31.25%	0		4	2	None	P,S,T,M,VP SC	N/A					
120157	Shaanxi Xian Lan Tian	08/15/2013	Active	50	11	0	11	28.21%	0		4	2	None	P,S,T,M,VP SC	N/A		\$1,000.00			
125700	Shaanxi Xi'an Qinhan	08/28/2015	Active	46	5	1	4	9.52%	0	1	0	2	None	P,S,T,M,VP SC	N/A		\$1,000.00			
Exc Award (06/30/2018, 06/30/2023)																				
121886	Shaanxi Xian San You	04/16/2014	Active	28	5	2	3	12.00%	0	9	2	2	None	P,S,T,M,VP SC	N/A					
129059	Shaanxi Xinling	10/17/2016	Active	12	1	0	1	9.09%	0		4	8	None	P,S,T,M,VP SC	N/A					
128926	Shaanxi Yongming	09/15/2016	Active	38	10	1	9	31.03%	0	1	4	2	None	P,S,T,M,VP SC	N/A		\$1,000.00			
Exc Award (06/30/2018)																				
134213	Shaanxi Yuan Hang	03/30/2018	Active	22	5	3	2	10.00%	0	7	4	2	None	P,S,T,M,VP SC	N/A		\$2,000.00			
123017	Shaanxi Zhenai	08/26/2014	Active	0	0	0	0	0.00%	0		31	10	None	P,S,T,M,VP SC	N/A					
117652	SHAANXI ZHUO YUE	08/14/2012	Active	33	10	0	10	43.48%	0		4	2	None	P,S,T,M,VP SC	N/A		\$1,000.00			
Current Total Clubs Count	YTD New Clubs Count	YTD Cancelled Clubs Count	YTD Net Club Gain	Current Total Members Count	YTD Add	YTD Drop	YTD Net Growth	YTD Net Growth %	Member Count 12 Months Ago	Average Member Count Per Club	% of Clubs with less than 20 members	% No MMR in 3 Months	% No Officer Report in 12 Months	% of Clubs with balance 90+ days	Number of Clubs in Status Quo	% Status Quo Clubs in Financial Suspension	Number of Cancelled Clubs	Average Cancelled Club Age	Members Lost Due to Cancellation	% of Clubs Cancelled for Non-Financial Reasons
61	7	0	7	1,658	408	74	334	25.23%	0	27	21%	74%	85%	0%	0	0%	0	0	0	0%



Club Health Assessment for District 388 through February 2025

			Status	Membership							Reports					Finance	LCIF
Club Number	Club Name	Charter Date		Current Member Count	YTD Members Added	YTD Members Dropped	YTD Net Growth	YTD Net Growth%	Member Count 12 Months Ago	Avg. length of service for dropped members	Months Since Last MMR ***	Yrs. Since Last Officer Report	President Rotation	Vice President Reported ****	Months Since Last Activity Report ***	Account Balance	Donations for current Fiscal Year
			Number of times on status quo within last two years	If below 15 members appears				If net loss is greater than 20% appears			If no report in 3 months appears in	When more than one year appears in	Number of repeat terms	Notes the officers that do not have an active	If no report at 12 months appears in red		

\* - P - Priority Club. Cancellation Reasons: 1-Objectives/conduct, 2-Non-active club, 5-Non-existing club, 6-Disbanding, 7-Merger, 8-Financial Suspension, 9-District/Multiple District Dues.  
\*\* - Abbreviation: P-President, S-Secretary, T-Treasurer, M-Member Chairperson, VP-First Vice President, MC-Communications Chairperson, SC-Service Chairperson  
\*\*\* - Abbreviation: N/R - Never reported using the Lions Clubs website, N/A - Not applicable, No password registered for the Lions Clubs website.  
\*\*\*\* - Abbreviation: N - New, IP - Immediate Past, R - Repeat.



## Club Health Assessment for District 389 through February 2025

			Status	Membership							Reports					Finance	LCIF
Club Number	Club Name	Charter Date		Current Member Count	YTD Members Added	YTD Members Dropped	YTD Net Growth	YTD Net Growth%	Member Count 12 Months Ago	Avg. length of service for dropped members	Months Since Last MMR ***	Yrs. Since Last Officer Report	President Rotation	Vice President Reported ****	Months Since Last Activity Report ***	Account Balance	Donations for current Fiscal Year
			Number of times on status quo within last two years	If below 15 members appears				If net loss is greater than 20% appears			If no report in 3 months appears in	When more than one year appears in	Number of repeat terms	Notes the officers that do not have an active	If no report at 12 months appears in red		
Clubs less than two years old																	
179342	Harbin Hui Ai Yang Guang	12/02/2024	Newly Chartered	25	25	0	25	100.00%	0		2			N	T,M,VP,SC	N/A	
179340	Harbin Le Yi	12/02/2024	Newly Chartered	32	32	0	32	100.00%	0		2			N	M,VP,SC	N/A	
157882	Harbin Long Ai	04/04/2024	Active	30	2	0	2	7.14%	0		4		2	N	P,S,T,M,VP SC	N/A	\$2,700.00
172062	Harbin Long Shi Ai	06/28/2024	Active	29	7	0	7	31.82%	0		0		2	R	P,M,VP,SC	N/A	\$1,350.00
157883	Harbin Long Yi	04/04/2024	Active	26	4	5	-1	-3.70%	0	0	4		2	N	P,S,T,M,VP SC	N/A	
156612	Harbin Man Tian Xing	12/07/2023	Active	39	6	0	6	18.18%	0		1			N	P,S,T,M,VP SC	N/A	\$2,700.00
Clubs more than two years old																	
129137	Harbin Ai Chun Tian Club	10/24/2016	Active	28	3	0	3	12.00%	0		4			N	P,S,T,VP,SC	N/A	
126593	Harbin Ai De	01/27/2016	Active	26	1	0	1	4.00%	0		4			N	P,S,T,M,VP SC	N/A	
	Exc Award (06/30/2017)																
119710	Harbin Ai De Yang Guang	06/19/2013	Active	32	6	0	6	23.08%	0		6			N	P,S,T,M,VP SC	N/A	\$1,350.00
129990	Harbin Ai Fei Yang	01/30/2017	Active	31	1	0	1	3.33%	0		6			N	P,S,T,M,VP SC	N/A	\$1,350.00
	Exc Award (06/30/2024)																
128431	Harbin Ai He Cheng	07/29/2016	Active	24	4	0	4	20.00%	0		4			N	P,S,T,M,VP SC	N/A	
119080	HARBIN AI JIN YUAN	04/02/2013	Active	29	4	0	4	16.00%	0		0			N	P,S,T,M,VP SC	N/A	
	Exc Award (06/30/2016)																
119776	Harbin Ai Ling Hang	06/22/2013	Active	32	2	0	2	6.67%	0		4			N	P,S,T,M,VP SC	N/A	
	Exc Award (06/30/2023)																
129808	Harbin Ai Man Jin Du	01/11/2017	Active	32	5	0	5	18.52%	0		4			N	P,S,T,M,VP SC	N/A	
119709	Harbin Ai Ni Yi Sheng	06/19/2013	Active	40	1	1	0	0.00%	0	13	1			N	P,S,T,M,VP SC	N/A	
	Exc Award (06/30/2024)																
119081	HARBIN AI QIN HAI	04/02/2013	Active	30	1	0	1	3.45%	0		0			N	P,T,M,VP,SC	N/A	
	Exc Award (06/30/2016, 06/30/2017, 06/30/2020)																
126177	Harbin Ai Shang Ai	11/11/2015	Active	21	4	0	4	23.53%	0		4			N	P,S,T,M,VP SC	N/A	
119083	HARBIN AI TAN SUO	04/02/2013	Active	25	2	0	2	8.70%	0		4			N	P,S,T,M,VP SC	N/A	



# Club Health Assessment for District 389 through February 2025

			Status	Membership							Reports					Finance		LCIF			
Club Number	Club Name	Charter Date		Current Member Count	YTD Members Added	YTD Members Dropped	YTD Net Growth	YTD Net Growth%	Member Count 12 Months Ago	Avg. length of service for dropped members	Months Since Last MMR ***	Yrs. Since Last Officer Report	President Rotation	Vice President Reported ****	Months Since Last Activity Report ***	Account Balance	Donations for current Fiscal Year				
			Number of times on status quo within last two years	If below 15 members appears					If net loss is greater than 20% appears						If no report in 3 months appears in	When more than one year appears in	Number of repeat terms	Notes the officers that do not have an active	If no report at 12 months appears in red		
Exc Award (06/30/2022, 06/30/2023)																					
126178	Harbin Ai Xiang Ban	11/12/2015	Active	24	3	0	3	14.29%	0		6			N	P,S,T,M,VP SC	N/A					
Exc Award (06/30/2017)																					
119706	Harbin Ai Xiang Sui	06/19/2013	Active	35	8	0	8	29.63%	0		4			N	P,S,T,M,VP SC	N/A					
Exc Award (06/30/2017)																					
119084	HARBIN AI XIN	04/02/2013	Active	23	3	0	3	15.00%	0		0			N	P,T,M,VP,SC	N/A		\$1,350.00			
Exc Award (06/30/2016, 06/30/2018)																					
119097	HARBIN AI XING FU	04/02/2013	Active	23	4	0	4	21.05%	0		4			N	P,S,T,M,VP SC	N/A		\$1,350.00			
Exc Award (06/30/2016, 06/30/2023)																					
119096	HARBIN AI ZHONG	04/02/2013	Active	30	4	0	4	15.38%	0		4			R	P,S,T,M,VP SC	N/A		\$1,350.00			
Exc Award (06/30/2024)																					
119773	Harbin Ai Zi Ran	06/22/2013	Active	30	4	1	3	11.11%	0	1	0			N	P,S,T,M,VP SC	N/A		\$1,350.00			
Exc Award (06/30/2022)																					
116238	HARBIN AICHAOYUE	03/05/2012	Active	27	3	0	3	12.50%	0		4			N	P,S,T,M,VP SC	N/A		\$1,350.00			
Exc Award (06/30/2023)																					
116336	HARBIN AIDINGXIANG	03/15/2012	Cancelled(6*)	0	0	0	0	0.00%	0		8	6	None		P,S,T,M,VP SC	N/A					
116290	HARBIN AILIFANG	03/12/2012	Active	38	6	1	5	15.15%	0	0	2			N	P,S,T,M,VP SC	N/A		\$2,700.00			
Exc Award (06/30/2016)																					
116294	HARBIN AIWUJIANG	03/12/2012	Active	34	7	0	7	25.93%	0		4			N	P,S,T,M,VP SC	N/A					
Exc Award (06/30/2016)																					
116249	HARBIN AIYUZHUAO	03/06/2012	Active	31	7	0	7	29.17%	0		6			N	P,S,T,M,VP SC	N/A					
116247	HARBIN AIZHIYUAN	03/06/2012	Active	23	3	1	2	9.52%	0	2	0			N	P,S,T,M,VP SC	N/A					
131149	Harbin Bai Hu	06/02/2017	Active	41	10	3	7	20.59%	0	2	3			N	P,S,T,M,VP SC	N/A					
Exc Award (06/30/2022, 06/30/2024)																					
133752	Harbin Bai Nian Gao Er Fu	01/31/2018	Active	52	6	5	1	1.96%	0	3	0			N	P,S,T,M,VP SC	N/A					
Exc Award (06/30/2022, 06/30/2024)																					
119772	Harbin Bai Nian Qi Xing	06/22/2013	Active	28	9	3	6	27.27%	0	5	0			N	P,S,T,M,VP SC	N/A		\$2,700.00			
Exc Award (06/30/2022)																					
122305	Harbin Bai Xing Zhi Jia	05/23/2014	Active	25	4	0	4	19.05%	0		4			N	P,S,T,M,VP SC	N/A					



## Club Health Assessment for District 389 through February 2025

			Status	Membership							Reports					Finance		LCIF
Club Number	Club Name	Charter Date		Current Member Count	YTD Members Added	YTD Members Dropped	YTD Net Growth	YTD Net Growth%	Member Count 12 Months Ago	Avg. length of service for dropped members	Months Since Last MMR ***	Yrs. Since Last Officer Report	President Rotation	Vice President Reported ****	Months Since Last Activity Report ***	Account Balance	Donations for current Fiscal Year	
			Number of times on status quo within last two years	If below 15 members appears				If net loss is greater than 20% appears			If no report in 3 months appears in	When more than one year appears in	Number of repeat terms	Notes the officers that do not have an active	If no report at 12 months red			
116289	HARBIN BINGCHENG	03/12/2012	Active	54	3	0	3	5.88%	0		6			N	P,S,T,M,VP SC	N/A		
	Exc Award (06/30/2017)																	
122621	Harbin Bo Ai	06/25/2014	Active	27	0	1	-1	-3.57%	0	7	3			N	P,S,T,M,VP SC	N/A		
	Exc Award (06/30/2016)																	
119086	Harbin Bu Wang Chu Xin	04/02/2013	Active	22	8	0	8	57.14%	0		0			N	P,S,T,M,VP SC	N/A		
119095	HARBIN CAI HONG	04/02/2013	Active	50	4	0	4	8.70%	0		4			N	P,S,T,M,VP SC	N/A		
	Exc Award (06/30/2017)																	
119771	Harbin Chen Guang	06/22/2013	Active	32	6	0	6	23.08%	0		0			R	P,S,M,VP,SC	N/A	\$2,700.00	
	Exc Award (06/30/2017)																	
122624	Harbin Chuang Meng	06/25/2014	Active	18	0	0	0	0.00%	0		8			N	P,S,T,M,VP SC	N/A		
	Exc Award (06/30/2016)																	
126594	Harbin Ci Ai	01/25/2016	Cancelled(6*)	0	0	1	-1	-100.00%	0	7	13	6	None		P,S,T,M,VP SC	N/A		
123350	Harbin Ci De	10/13/2014	Active	25	5	4	1	4.17%	0	2	2			N	P,S,T,M,VP SC	N/A		
	Exc Award (06/30/2016)																	
119692	Harbin Ci En	06/18/2013	Active	29	7	0	7	31.82%	0		4			N	P,S,T,M,VP SC	N/A	\$1,350.00	
123778	Harbin Ci Qing	12/09/2014	Active	36	7	0	7	24.14%	0		4			N	P,S,T,M,VP SC	N/A	\$1,350.00	
	Exc Award (06/30/2023)																	
129632	Harbin Ci Xin	12/22/2016	Active	28	3	5	-2	-6.67%	0	5	0			N	P,S,T,VP,SC	N/A	\$2,700.00	
	Exc Award (06/30/2022)																	
125900	Harbin Da Ren	09/29/2015	Active	22	3	4	-1	-4.35%	0	3	1				P,S,T,M,VP SC	N/A	\$2,700.00	
	Exc Award (06/30/2017)																	
126595	Harbin Dan Jiang	01/27/2016	Active	40	9	3	6	17.65%	0	2	4			N	P,S,T,M,VP SC	N/A	\$4,050.00	
	Exc Award (06/30/2017, 06/30/2024)																	
123352	Harbin De Xin	10/13/2014	Active	29	14	0	14	93.33%	0		0			N	P,S,T,M,VP SC	N/A	\$2,700.00	
119085	Harbin Ding Xiang Hua	04/02/2013	Active	28	2	0	2	7.69%	0		4			N	P,S,T,M,VP SC	N/A		
127639	Harbin Dong Fang Yuan Ai	05/24/2016	Active	22	1	0	1	4.76%	0		6			N	P,S,T,M,VP SC	N/A		
	Exc Award (06/30/2024)																	
119089	HARBIN DONG JI	04/02/2013	Active	6	0	4	-4	-40.00%	0	3	0		None		P,S,T,M,VP SC	N/A		



# Club Health Assessment for District 389 through February 2025

			Status	Membership							Reports					Finance		LCIF
Club Number	Club Name	Charter Date		Current Member Count	YTD Members Added	YTD Members Dropped	YTD Net Growth	YTD Net Growth%	Member Count 12 Months Ago	Avg. length of service for dropped members	Months Since Last MMR ***	Yrs. Since Last Officer Report	President Rotation	Vice President Reported ****	Months Since Last Activity Report ***	Account Balance	Donations for current Fiscal Year	
			Number of times on status quo within last two years	If below 15 members appears				If net loss is greater than 20% appears			If no report in 3 months appears in	When more than one year appears in	Number of repeat terms	Notes the officers that do not have an active	If no report at 12 months appears in red			
127061	Harbin Guang Ai	03/15/2016	Cancelled(6*)	0	0	1	-1	-100.00%	0	10	6	4	None	P,S,T,M,VP SC	N/A			
127307	Harbin Guang De	04/19/2016	Cancelled(6*)	0	0	1	-1	-100.00%	0	10	13	4	None	P,S,T,M,VP SC	N/A			
	Exc Award (06/30/2017)																	
119707	Harbin Guang Ming	06/19/2013	Cancelled(6*)	0	0	1	-1	-100.00%	0	12	13	4	None	P,S,T,M,VP SC	N/A			
119082	Harbin Guang Ming Ai Chuan Cheng	04/02/2013	Cancelled(6*)	0	0	1	-1	-100.00%	0	5	6	2	None	P,S,T,M,VP SC	N/A			
	Exc Award (06/30/2018)																	
126740	Harbin He Cheng	01/29/2016	Active	22	6	0	6	37.50%	0		0			N	P,S,T,M,VP SC	N/A		
124020	Harbin He Li	01/20/2015	Cancelled(6*)	0	0	1	-1	-100.00%	0	7	6	5	None	P,S,T,M,VP SC	N/A			
126789	Harbin He Zhi Yuan	02/05/2016	Active	24	3	0	3	14.29%	0		4			N	P,S,T,M,VP SC	N/A		
119088	HARBIN HENG YUE	04/02/2013	Active	33	7	0	7	26.92%	0		0			N	P,S,T,M,VP SC	N/A	\$1,350.00	
126788	Harbin Hong Ai	02/05/2016	Active	27	0	4	-4	-12.90%	0	4	2			N	P,S,T,M,VP SC	N/A	\$2,700.00	
	Exc Award (06/30/2017, 06/30/2023, 06/30/20)																	
132124	Harbin Hong Shi	06/30/2017	Active	27	4	0	4	17.39%	0		0			N	S,T,M,VP,SC	N/A	\$1,350.00	
128430	Harbin Hou Ai	07/29/2016	Active	44	5	2	3	7.32%	0	4	4			N	P,S,T,M,VP SC	N/A		
129589	Harbin Hou De	12/14/2016	Cancelled(6*)	0	0	1	-1	-100.00%	0	8	13	6	None	P,S,T,M,VP SC	N/A			
129961	Harbin Ji Shan Cheng De	02/08/2017	Active	26	13	0	13	100.00%	0		4			N	P,T,M,VP,SC	N/A		
129807	Harbin Jia Yuan	01/17/2017	Active	25	4	0	4	19.05%	0		4			N	P,S,T,M,VP SC	N/A		
119093	HARBIN JIN SE YANG GUANG	04/02/2013	Active	23	3	0	3	15.00%	0		0			N	P,S,T,M,VP SC	N/A	\$1,350.00	
129590	Harbin Jin Shi	12/19/2016	Cancelled(6*)	0	0	1	-1	-100.00%	0	8	13	5	None	P,S,T,M,VP SC	N/A			
	Exc Award (06/30/2017)																	
127499	Harbin Jing Po Qian De	05/10/2016	Active	31	8	1	7	29.17%	0	2	0			N	P,S,T,M,VP SC	N/A		
	Exc Award (06/30/2017, 06/30/2024)																	
122642	Harbin Ju Yuan	06/26/2014	Active	38	1	1	0	0.00%	0	10	3			N	P,S,M,VP,SC	N/A		
	Exc Award (06/30/2016, 06/30/2017, 06/30/20)																	
132125	Harbin Ke Xin	06/30/2017	Active	23	3	0	3	15.00%	0		0			N	P,S,VP,SC	N/A	\$2,350.00	
125549	Harbin Lan Shi	08/05/2015	Active	24	0	0	0	0.00%	0		8			N	P,S,T,M,VP SC	N/A		



## Club Health Assessment for District 389 through February 2025

			Status	Membership							Reports					Finance		LCIF
Club Number	Club Name	Charter Date		Current Member Count	YTD Members Added	YTD Members Dropped	YTD Net Growth	YTD Net Growth%	Member Count 12 Months Ago	Avg. length of service for dropped members	Months Since Last MMR ***	Yrs. Since Last Officer Report	President Rotation	Vice President Reported ****	Months Since Last Activity Report ***	Account Balance	Donations for current Fiscal Year	
			Number of times on status quo within last two years	If below 15 members appears				If net loss is greater than 20% appears			If no report in 3 months appears in	When more than one year appears in	Number of repeat terms	Notes the officers that do not have an active	If no report at 12 months appears in red			
126596	Harbin Le Ai	01/25/2016	Active	38	7	0	7	22.58%	0		0			N	P,S,T,M,VP SC	N/A	\$4,050.00	
	Exc Award (06/30/2023)																	
124022	Harbin Le He	01/20/2015	Cancelled(6*)	0	0	1	-1	-100.00%	0	9	13	2	None		P,S,T,M,VP SC	N/A		
122950	Harbin Le Li Fang	08/15/2014	Active	54	2	0	2	3.85%	0		4			N	P,S,T,M,VP SC	N/A	\$4,050.00	
	Exc Award (06/30/2016, 06/30/2017, 06/30/2018)																	
119104	HARBIN LE SHAN	04/02/2013	Active	52	1	0	1	1.96%	0		6			N	P,S,T,M,VP SC	N/A	\$2,700.00	
122622	Harbin Le Shi	06/25/2014	Active	49	2	0	2	4.26%	0		4			N	P,S,T,M,VP SC	N/A	\$1,350.00	
	Exc Award (06/30/2017, 06/30/2018)																	
119090	HARBIN LE XING	04/02/2013	Active	27	3	0	3	12.50%	0		4			N	P,S,M,VP,SC	N/A		
126327	Harbin Lin Du	12/04/2015	Active	16	0	0	0	0.00%	0		6			N	P,S,T,M,VP SC	N/A		
130824	Harbin Lin Hai	04/28/2017	Active	22	1	0	1	4.76%	0		2			N	P,S,T,M,VP SC	N/A		
129991	Harbin Ling Hang	02/08/2017	Active	36	2	0	2	5.88%	0		4			N	P,S,T,M,VP SC	N/A	\$1,350.00	
119108	HARBIN LONG SHI MENG	04/02/2013	Active	47	2	2	0	0.00%	0	11	2			N	P,S,T,M,VP SC	N/A	\$7,450.00	
	Exc Award (06/30/2016, 06/30/2017, 06/30/2018)																	
125901	Harbin Long Shi Qing	09/30/2015	Active	45	5	0	5	12.50%	0		0			N	P,S,T,M,VP SC	N/A	\$9,100.00	
	Exc Award (06/30/2022, 06/30/2023, 06/30/2024)																	
119113	HARBIN MING SHI	04/02/2013	Active	22	3	1	2	10.00%	0	1	0			N	P,S,T,M,VP SC	N/A		
128432	Harbin Mu Dan	07/29/2016	Active	27	5	0	5	22.73%	0		0			N	P,T,M,VP,SC	N/A	\$1,350.00	
130594	Harbin Nen Jiang Shi	03/31/2017	Active	24	7	0	7	41.18%	0		4			N	P,S,T,M,VP SC	N/A		
121718	Harbin Pu Gong Ying	03/28/2014	Active	30	6	0	6	25.00%	0		4			N	P,S,T,M,VP SC	N/A		
	Exc Award (06/30/2016, 06/30/2023)																	
129592	Harbin Qian De	12/12/2016	Cancelled(6*)	0	0	1	-1	-100.00%	0	2	13	2	None		P,S,T,M,VP SC	N/A		
123367	Harbin Rang Ai Fei Xiang	10/15/2014	Active	24	5	0	5	26.32%	0		0			N	P,T,M,VP	N/A	\$1,350.00	
	Exc Award (06/30/2016)																	
122306	Harbin Ren Ai	05/23/2014	Cancelled(6*)	0	0	1	-1	-100.00%	0	8	13	3	None		P,S,T,M,VP SC	N/A		
126739	Harbin San Jiang	01/28/2016	Active	28	3	0	3	12.00%	0		4			N	P,S,T,M,VP SC	N/A	\$1,350.00	
	Exc Award (06/30/2017)																	



## Club Health Assessment for District 389 through February 2025

			Status	Membership							Reports					Finance		LCIF
Club Number	Club Name	Charter Date		Current Member Count	YTD Members Added	YTD Members Dropped	YTD Net Growth	YTD Net Growth%	Member Count 12 Months Ago	Avg. length of service for dropped members	Months Since Last MMR ***	Yrs. Since Last Officer Report	President Rotation	Vice President Reported ****	Months Since Last Activity Report ***	Account Balance	Donations for current Fiscal Year	
			Number of times on status quo within last two years	If below 15 members appears				If net loss is greater than 20% appears			If no report in 3 months appears in	When more than one year appears in	Number of repeat terms	Notes the officers that do not have an active	If no report at 12 months red			
127062	Harbin Shan Ai	03/31/2016	Active	30	3	0	3	11.11%	0		4			N	P,S,T,M,VP SC	N/A		
127497	Harbin Shan De	05/11/2016	Active	21	8	1	7	50.00%	0	4	1			N	P,S,T,M,VP SC	N/A		
127498	Harbin Shan Xing	05/11/2016	Active	29	2	0	2	7.41%	0		0			N	P,S,T,M,VP SC	N/A		
119705	Harbin Shan Yuan	06/19/2013	Active	22	4	0	4	22.22%	0		2			N	P,S,T,M,VP SC	N/A		
119107	HARBIN SHANG DE	04/02/2013	Active	25	3	0	3	13.64%	0		4			N	P,S,T,M,VP SC	24+	\$1,350.00	
Exc Award (06/30/2023, 06/30/2024)																		
116295	HARBIN SHANGSHAN	03/12/2012	Active	40	3	0	3	8.11%	0		4			N	P,S,T,M,VP SC	N/A	\$2,700.00	
Exc Award (06/30/2016, 06/30/2022)																		
128885	Harbin Shen Shi	09/08/2016	Active	23	4	0	4	21.05%	0		4			N	P,S,T,VP	N/A		
125410	Harbin Shui Zhi Hui	08/05/2015	Cancelled(6*)	0	0	1	-1	-100.00%	0	7	13	1	None		P,S,T,M,VP SC	N/A		
125402	Harbin Tian Cai	08/05/2015	Cancelled(6*)	0	0	1	-1	-100.00%	0	7	13	9	None		P,S,T,M,VP SC	N/A		
119106	HARBIN TIAN SHI	04/02/2013	Active	28	1	1	0	0.00%	0	6	1			N	P,S,T,M,VP SC	N/A		
Exc Award (06/30/2016)																		
129806	Harbin Tian Shi Zhi Yi	01/18/2017	Active	25	8	0	8	47.06%	0		4			N	P,S,T,M,VP SC	N/A	\$1,350.00	
122625	Harbin Tie Ren	06/25/2014	Cancelled(6*)	0	0	2	-2	-100.00%	0	9	6	3	None		P,S,T,M,VP SC	N/A		
125904	Harbin Tong Le	09/30/2015	Active	36	2	0	2	5.88%	0		4			N	P,S,T,M,VP SC	N/A	\$1,350.00	
Exc Award (06/30/2016, 06/30/2022)																		
122955	Harbin Xi Wang	08/15/2014	Active	32	9	0	9	39.13%	0		0			N	P,S,T,M,VP SC	N/A	\$1,350.00	
134919	Harbin Xiao Xiang	05/30/2018	Active	27	6	0	6	28.57%	0		4			N	P,S,T,M,VP SC	N/A		
128754	Harbin Xin Hai	09/07/2016	Active	24	5	0	5	26.32%	0		0			N	P,S,M,VP,SC	N/A		
133758	Harbin Xin Hui	01/29/2018	Active	0	1	2	-1	-100.00%	0	8	4	2	None		P,S,T,M,VP SC	N/A		
123351	Harbin Xin Ju	10/13/2014	Active	28	11	2	9	47.37%	0	2	2			N	P,S,T,M,VP SC	N/A	\$1,350.00	
119110	HARBIN XIN LIAN XIN	04/02/2013	Active	27	1	0	1	3.85%	0		4			N	P,S,T,M,VP SC	24+		
Exc Award (06/30/2016)																		
119698	Harbin Xin Yue	06/18/2013	Active	19	3	2	1	5.56%	0	7	0			N	P,S,T,M,VP SC	N/A		
131003	Harbin Xiong Shi	05/19/2017	Cancelled(6*)	0	0	1	-1	-100.00%	0	8	13	5	None		P,S,T,M,VP SC	N/A		



# Club Health Assessment for District 389 through February 2025

			Status		Membership							Reports					Finance		LCIF	
Club Number	Club Name	Charter Date			Current Member Count	YTD Members Added	YTD Members Dropped	YTD Net Growth	YTD Net Growth%	Member Count 12 Months Ago	Avg. length of service for dropped members	Months Since Last MMR ***	Yrs. Since Last Officer Report	President Rotation	Vice President Reported ****	Months Since Last Activity Report ***	Account Balance	Donations for current Fiscal Year		
			Number of times on status quo within last two years		If below 15 members appears				If net loss is greater than 20% appears			If no report in 3 months appears in	When more than one year appears in	Number of repeat terms		Notes the officers that do not have an active red	If no report at 12 months appears in			
124201	Harbin Xue Cheng	02/17/2015	Active		37	7	1	6	19.35%	0	0	0			N	P,S,T,M,VP SC	N/A		\$2,700.00	
Exc Award (06/30/2016, 06/30/2017, 06/30/2018)																				
121719	Harbin Xue Rong Hua	03/28/2014	Active		27	8	1	7	35.00%	0	0	0			N	P,S,T,M,VP SC	N/A			
Exc Award (06/30/2017)																				
130822	Harbin Yi Bai Nian	05/04/2017	Active		28	4	0	4	16.67%	0		4			N	P,S,T,M,VP SC	N/A			
119102	HARBIN YI JIA REN	04/02/2013	Active		26	6	1	5	23.81%	0	1	0			N	P,S,T,M,VP SC	N/A			
133764	Harbin Yi Lu Tong Xing	01/30/2018	Active		41	6	0	6	17.14%	0		4			N	P,S,T,M,VP SC	N/A			
122307	Harbin You Cheng	05/23/2014	Active		30	3	1	2	7.14%	0	10	3			N	P,S,T,M,VP SC	N/A			
119774	Harbin Zhao Yang	06/22/2013	Cancelled(6*)		0	0	1	-1	-100.00%	0	7	13	5	None		P,S,T,M,VP SC	N/A			
Exc Award (06/30/2016, 06/30/2017)																				
123613	Harbin Zhen Ai	11/18/2014	Active		35	4	2	2	6.06%	0	8	2			N	P,S,T,M,VP SC	N/A		\$1,350.00	
Exc Award (06/30/2017)																				
119690	Harbin Zheng De	06/18/2013	Cancelled(6*)		0	0	0	0	0.00%	0		8	6	None		P,S,T,M,VP SC	N/A			
119109	HARBIN ZHI AI	04/02/2013	Active		28	1	12	-11	-28.21%	0	2	2			N	P,S,T,M,VP SC	N/A		\$2,700.00	
Exc Award (06/30/2022, 06/30/2024)																				
130823	Harbin Zhi Cheng	04/28/2017	Active		26	6	0	6	30.00%	0		0			N	P,S,M,VP,SC	N/A			
126597	Harbin Zhong Ai	01/27/2016	Active		19	3	0	3	18.75%	0		4			N	P,S,T,M,VP SC	N/A			
Exc Award (06/30/2017)																				
129804	Harbin Zhong Shi	01/10/2017	Active		21	2	0	2	10.53%	0		4			N	P,S,T,M,VP SC	N/A			
123776	Harbin Zhu He	12/09/2014	Active		30	2	0	2	7.14%	0		4			N	P,S,T,M,VP SC	N/A			
Exc Award (06/30/2024)																				
Current Total Clubs Count	YTD New Clubs Count	YTD Cancelled Clubs Count	YTD Net Club Gain	Current Total Members Count	YTD Add	YTD Drop	YTD Net Growth	YTD Net Growth %	Member Count 12 Months Ago	Average Member Count Per Club	% of Clubs with less than 20 members	% No MMR in 3 Months	% No Officer Report in 12 Months	% of Clubs with balance 90+ days	Number of Clubs in Status Quo	% Status Quo Clubs in Financial Suspension	Number of Cancelled Clubs	Average Cancelled Club Age	Members Lost Due to Cancellation	% of Clubs Cancelled for Non-Financial Reasons
107	2	18	-16	3,155	500	95	405	14.73%	0	29	6%	55%	1%	0%	0	0%	18	10	17	100%



Club Health Assessment for District 389 through February 2025

			Status	Membership							Reports					Finance	LCIF
Club Number	Club Name	Charter Date		Current Member Count	YTD Members Added	YTD Members Dropped	YTD Net Growth	YTD Net Growth%	Member Count 12 Months Ago	Avg. length of service for dropped members	Months Since Last MMR ***	Yrs. Since Last Officer Report	President Rotation	Vice President Reported ****	Months Since Last Activity Report ***	Account Balance	Donations for current Fiscal Year
			Number of times on status quo within last two years	If below 15 members appears				If net loss is greater than 20% appears			If no report in 3 months appears in	When more than one year appears in	Number of repeat terms	Notes the officers that do not have an active	If no report at 12 months appears in red		



## Club Health Assessment for District 390 through February 2025

			Status	Membership							Reports					Finance		LCIF
Club Number	Club Name	Charter Date		Current Member Count	YTD Members Added	YTD Members Dropped	YTD Net Growth	YTD Net Growth%	Member Count 12 Months Ago	Avg. length of service for dropped members	Months Since Last MMR ***	Yrs. Since Last Officer Report	President Rotation	Vice President Reported ****	Months Since Last Activity Report ***	Account Balance	Donations for current Fiscal Year	
			Number of times on status quo within last two years	If below 15 members appears				If net loss is greater than 20% appears			If no report in 3 months appears in	When more than one year appears in	Number of repeat terms	Notes the officers that do not have an active	If no report at 12 months red			
Clubs less than two years old																		
179343	Sichuan Baxian Qingyuan	12/10/2024	Newly Chartered	26	26	0	26	100.00%	0		2		None	N	P,SC	N/A		
177830	Sichuan Bicheng	11/05/2024	Active	30	30	0	30	100.00%	0		0			N	M,SC	N/A		
157123	Sichuan Fenghuang	01/15/2024	Active	34	2	0	2	6.25%	0		4		2	N	T,VP,SC	N/A		
179347	Sichuan Kejicheng	12/05/2024	Newly Chartered	25	25	0	25	100.00%	0		2			N	SC	N/A		
156776	Sichuan Panshi	01/10/2024	Active	26	1	0	1	4.00%	0		4		2		P,T,M,VP,SC	N/A		
177829	Sichuan Shiai Qihang	12/10/2024	Newly Chartered	30	30	0	30	100.00%	0		2			N	T,M,VP,SC	N/A		
180098	Sichuan Si Yuan	12/26/2024	Newly Chartered	30	30	0	30	100.00%	0		2			N	S,T,M,VP,SC	N/A		
179354	Sichuan Yan Du	12/10/2024	Newly Chartered	25	25	0	25	100.00%	0		2			N	SC	N/A		
171653	Sichuan Yazhou	06/29/2024	Active	27	2	0	2	8.00%	0		7		2	R	T,M,VP,SC	N/A		
Clubs more than two years old																		
122103	Sichuan Bashu	05/07/2014	Active	35	4	0	4	12.90%	0		7			N	P,S,T,M,VP SC	N/A	\$1,000.00	
124197	Sichuan Bayu	03/04/2015	Active	39	0	0	0	0.00%	0		8			N	P,S,M,VP,SC	N/A	\$1,000.00	
122112	Sichuan Chang River	05/08/2014	Active	37	1	0	1	2.78%	0		4			N	P,S,T,M,VP SC	N/A		
124652	Sichuan China Dream of Shiai	04/27/2015	Active	29	0	0	0	0.00%	0		8			N	P,S,T,M,VP SC	N/A	\$1,000.00	
123225	Sichuan Chunxi Road	09/29/2014	Active	29	1	0	1	3.57%	0		7		None	N	P,S,T,M,VP SC	N/A	\$1,000.00	
133235	Sichuan Deng Cheng	12/07/2017	Active	23	1	5	-4	-14.81%	0	2	2		None	N	P,S,T,M,VP SC	N/A	\$1,000.00	
Exc Award (06/30/2024)																		
122069	Sichuan Dongpo	05/02/2014	Active	38	8	0	8	26.67%	0		4		None	N	P,S,T,M,VP SC	N/A		
135411	Sichuan Fei Ying	06/26/2018	Active	33	2	0	2	6.45%	0		0			N	P,S,T,M,VP SC	N/A	\$2,000.00	
122110	Sichuan Golf	05/08/2014	Active	27	1	0	1	3.85%	0		7			N	P,T,M,VP,SC	N/A		
130495	Sichuan Gu Yan	03/24/2017	Active	33	1	0	1	3.13%	0		0			N	P,S,T,M,VP SC	N/A	\$1,000.00	
133237	Sichuan Guang Ming Xing	11/30/2017	Active	30	5	0	5	20.00%	0		0		None	N	P,S,T,M,VP SC	N/A	\$1,000.00	



## Club Health Assessment for District 390 through February 2025

			Status	Membership						Reports					Finance		LCIF
Club Number	Club Name	Charter Date		Current Member Count	YTD Members Added	YTD Members Dropped	YTD Net Growth	YTD Net Growth%	Member Count 12 Months Ago	Avg. length of service for dropped members	Months Since Last MMR ***	Yrs. Since Last Officer Report	President Rotation	Vice President Reported ****	Months Since Last Activity Report ***	Account Balance	Donations for current Fiscal Year
			Number of times on status quo within last two years	If below 15 members appears				If net loss is greater than 20% appears			If no report in 3 months appears in	When more than one year appears in	Number of repeat terms	Notes the officers that do not have an active	If no report at 12 months red		
128751	Sichuan Guocheng	08/31/2016	Active	37	1	0	1	2.78%	0		4		None	N	P,S,T,M,VP SC	N/A	
133233	Sichuan Happy	11/28/2017	Active	28	7	0	7	33.33%	0		1			N	P,S,T,M,VP SC	N/A	
122088	Sichuan Happy Sunshine	05/06/2014	Active	50	5	0	5	11.11%	0		4			N	P,S,T,M,VP SC	24+	\$1,000.00
Exc Award (06/30/2016, 06/30/2019)																	
122068	Sichuan Hongzhou Shiai	05/02/2014	Active	29	3	0	3	11.54%	0		4		None	N	P,S,T,M,VP SC	N/A	
129136	Sichuan Ivy	10/28/2016	Active	38	5	0	5	15.15%	0		4			N	P,S,T,M,VP SC	N/A	\$1,000.00
122089	Sichuan Jia Zhou	05/06/2014	Active	46	2	0	2	4.55%	0		6		None	N	P,S,T,M,VP SC	N/A	
122070	Sichuan Jiaozi	05/21/2014	Active	32	13	0	13	68.42%	0		0			N	P,S,T,M,VP SC	N/A	
125051	Sichuan Jin Shi	06/05/2015	Active	47	0	0	0	0.00%	0		8		None	N	P,T,M,SC	N/A	\$2,000.00
133234	Sichuan Jing Cheng	11/28/2017	Active	29	1	0	1	3.57%	0		4		None	N	P,S,T,M,VP SC	N/A	
133737	Sichuan Jiu Du Shi Ai	01/29/2018	Active	50	5	2	3	6.38%	0	1	2		None	N	P,S,T,M,VP SC	N/A	\$3,000.00
130778	Sichuan Juan Cheng	04/24/2017	Active	28	1	0	1	3.70%	0		7			N	P,S,T,M,VP SC	N/A	
129968	Sichuan Le Huo	01/30/2017	Active	27	2	0	2	8.00%	0		4			N	P,S,T,M,VP SC	N/A	
133761	Sichuan Le Shan	01/31/2018	Active	24	1	0	1	4.35%	0		4		None	N	P,S,T,M,VP SC	N/A	
133243	Sichuan Li Hong	11/28/2017	Active	38	0	0	0	0.00%	0		8			N	P,S,T,M,VP SC	N/A	
124654	Sichuan Mian Zhou	04/28/2015	Active	35	0	0	0	0.00%	0		8		None	N	P,S,T,M,VP SC	N/A	
122241	Sichuan Mianyang Self-Improvement	05/16/2014	Active	49	1	5	-4	-7.55%	0	8	2		None	N	P,S,T,M,VP SC	N/A	\$2,000.00
122252	Sichuan Panda	05/19/2014	Active	34	0	0	0	0.00%	0		10			N	P,T,M,VP,SC	N/A	\$2,200.00
Exc Award (06/30/2019)																	
124650	Sichuan Red Leaves	06/26/2015	Active	27	9	0	9	50.00%	0		0		None	N	P,S,T,M,VP SC	N/A	\$1,000.00
122253	Sichuan Rong Cheng	05/19/2014	Active	33	8	1	7	26.92%	0	1	2			N	P,S,T,M,VP SC	N/A	\$1,000.00
124653	Sichuan Rongzhou Aixin	04/27/2015	Active	67	2	0	2	3.08%	0		4		None	N	P,S,T,M,VP SC	N/A	\$15,000.00
124767	Sichuan Runshan	04/30/2015	Active	33	5	0	5	17.86%	0		7			N	P,S,T,M,VP SC	N/A	
Exc Award (06/30/2024)																	
122102	Sichuan Runze	05/07/2014	Active	52	6	0	6	13.04%	0		4			N	P,S,T,M,VP SC	N/A	\$1,000.00
133747	Sichuan San Jiang	01/29/2018	Active	27	0	0	0	0.00%	0		8			N	P,S,T,M,VP SC	N/A	



## Club Health Assessment for District 390 through February 2025

			Status	Membership						Reports					Finance	LCIF	
Club Number	Club Name	Charter Date		Current Member Count	YTD Members Added	YTD Members Dropped	YTD Net Growth	YTD Net Growth%	Member Count 12 Months Ago	Avg. length of service for dropped members	Months Since Last MMR ***	Yrs. Since Last Officer Report	President Rotation	Vice President Reported ****	Months Since Last Activity Report ***	Account Balance	Donations for current Fiscal Year
			Number of times on status quo within last two years	If below 15 members appears				If net loss is greater than 20% appears			If no report in 3 months appears in	When more than one year appears in	Number of repeat terms	Notes the officers that do not have an active	If no report at 12 months red		
124765	Sichuan Shan Cheng Exc Award (06/30/2024)	05/08/2015	Active	52	5	0	5	10.64%	0		4			N	P,S,T,M,VP SC	N/A	
122242	Sichuan Shan Shui	05/16/2014	Active	32	2	0	2	6.67%	0		0			N	P,S,T,M,VP SC	N/A	
132109	Sichuan Shang Shan	06/30/2017	Active	32	0	0	0	0.00%	0		8			N	P,S,T,M,VP SC	N/A	
136070	Sichuan Shao Cheng Exc Award (06/30/2024)	07/23/2018	Active	45	1	0	1	2.27%	0		7			N	P,S,T,M,VP SC	N/A	\$1,000.00
132123	Sichuan Shi Ai Chen Guang	06/30/2017	Active	29	1	0	1	3.57%	0		7			N	P,S,T,M,VP SC	N/A	
129691	Sichuan Shi Ai Shou Xiang	01/12/2017	Active	40	7	0	7	21.21%	0		4		None	N	P,S,T,M,VP SC	N/A	\$2,000.00
132975	Sichuan Shi Yuan Tian Xia	10/30/2017	Active	17	3	1	2	13.33%	0	2	0			N	P,S,T,M,VP SC	N/A	
122254	Sichuan Shiai Sunshine Exc Award (06/30/2019)	05/19/2014	Active	53	4	0	4	8.16%	0		0			N	P,S,T,M,VP SC	N/A	\$1,000.00
123912	Sichuan Shiai Tianxia Exc Award (06/30/2022)	01/05/2015	Active	32	2	0	2	6.67%	0		4			N	P,S,T,M,VP SC	N/A	
122248	Sichuan Shiai Xiangyang Exc Award (06/30/2016)	05/16/2014	Active	26	3	0	3	13.04%	0		4			N	P,S,T,M,VP SC	N/A	
124419	Sichuan Shiai Xingguang	04/08/2015	Active	23	5	0	5	27.78%	0		3			N	P,S,T,M,VP SC	N/A	
122244	Sichuan Shiai Zhi Guang Exc Award (06/30/2016)	05/16/2014	Active	43	3	0	3	7.50%	0		1		None	N	P,S,T,M,SC	N/A	\$3,000.00
129135	Sichuan ShiXing Tian Xia	10/21/2016	Active	28	2	0	2	7.69%	0		4			N	P,S,T,M,VP SC	N/A	
129949	Sichuan Si Shu	05/26/2017	Active	35	4	0	4	12.90%	0		4		None	N	P,S,T,VP,SC	N/A	\$1,000.00
122091	Sichuan Sino Exc Award (06/30/2022, 06/30/2024)	05/06/2014	Active	41	0	0	0	0.00%	0		8			N	P,S,T,M,VP SC	N/A	\$2,000.00
122071	Sichuan Smile	05/02/2014	Active	42	5	1	4	10.53%	0	0	2		None	N	P,S,T,M,VP SC	N/A	
121788	Sichuan Sunshine	04/04/2014	Active	98	4	3	1	1.03%	0	3	2			N	P,S,T,M,VP SC	N/A	
122111	Sichuan Tian Fu Exc Award (06/30/2019, 06/30/2024)	05/30/2014	Active	39	5	0	5	14.71%	0		4			N	P,S,T,M,VP SC	N/A	
132121	Sichuan Tong Chuang Exc Award (06/30/2024)	06/30/2017	Active	33	3	0	3	10.00%	0		4			N	P,S,M,SC	N/A	\$3,000.00



## Club Health Assessment for District 390 through February 2025

INTERNATIONAL

Club Number	Club Name	Charter Date	Status	Membership						Reports						Finance		LCIF		
				Current Member Count	YTD Members Added	YTD Members Dropped	YTD Net Growth	YTD Net Growth%	Member Count 12 Months Ago	Avg. length of service for dropped members	Months Since Last MMR ***	Yrs. Since Last Officer Report	President Rotation	Vice President Reported ****	Months Since Last Activity Report ***	Account Balance	Donations for current Fiscal Year			
				Number of times on status quo within last two years	If below 15 members appears				If net loss is greater than 20% appears	If no report in 3 months appears in	When more than one year appears in	Number of repeat terms	Notes the officers that do not have an active	If no report at 12 months appears in red						
123913	Sichuan Tonghe	01/05/2015	Active	38	5	0	5	15.15%	0	4			N	T,M,VP,SC	N/A		\$2,000.00			
	Exc Award (06/30/2024)																			
124198	Sichuan Tongxin Tongde	03/04/2015	Active	42	7	0	7	20.00%	0	0			N	P,S,T,M,VP SC	24+					
133236	Sichuan Xin Dong Li	11/30/2017	Active	28	1	0	1	3.70%	0	7			None	N	P,S,T,M,VP SC	N/A	\$1,000.00			
125727	Sichuan Xin Huo	08/28/2015	Active	69	9	4	5	7.81%	0	2	0		None	N	P,S,T,M,VP SC	N/A	\$2,000.00			
	Exc Award (06/30/2019)																			
129690	Sichuan Xin Qi Dian	12/29/2016	Active	39	4	0	4	11.43%	0	4			None	N	P,S,T,M,VP SC	N/A	\$1,000.00			
124199	Sichuan Xingkong	03/05/2015	Active	33	6	0	6	22.22%	0	4			None	N	P,S,T,M,VP SC	N/A				
125119	Sichuan Yu Shi	06/12/2015	Active	30	3	3	0	0.00%	0	4	3		None	N	P,S,T,M,VP SC	N/A	\$1,000.00			
Current Total Clubs Count	YTD New Clubs Count	YTD Cancelled Clubs Count	YTD Net Club Gain	Current Total Members Count	YTD Add	YTD Drop	YTD Net Growth	YTD Net Growth %	Member Count 12 Months Ago	Average Member Count Per Club	% of Clubs with less than 20 members	% No MMR in 3 Months	% No Officer Report in 12 Months	% of Clubs with balance 90+ days	Number of Clubs in Status Quo	% Status Quo Clubs in Financial Suspension	Number of Cancelled Clubs	Average Cancelled Club Age	Members Lost Due to Cancellation	% of Clubs Cancelled for Non-Financial Reasons
69	6	0	6	2,485	366	25	341	15.90%	0	36	1%	65%	0%	0%	0	0%	0	0	0	0%

\* - P - Priority Club. Cancellation Reasons: 1-Objectives/conduct, 2-Non-active club, 5-Non-existing club, 6-Disbanding, 7-Merger, 8-Financial Suspension, 9-District/Multiple District Dues.

\*\* - Abbreviation: P-President, S-Secretary, T-Treasurer, M-Member Chairperson, VP-First Vice President, MC-Communications Chairperson, SC-Service Chairperson

\*\*\* - Abbreviation: N/R - Never reported using the Lions Clubs website, N/A - Not applicable, No password registered for the Lions Clubs website.

\*\*\*\* - Abbreviation: N - New, IP - Immediate Past, R - Repeat.



## Club Health Assessment for District 391 through February 2025

			Status	Membership							Reports					Finance		LCIF
Club Number	Club Name	Charter Date		Current Member Count	YTD Members Added	YTD Members Dropped	YTD Net Growth	YTD Net Growth%	Member Count 12 Months Ago	Avg. length of service for dropped members	Months Since Last MMR ***	Yrs. Since Last Officer Report	President Rotation	Vice President Reported ****	Months Since Last Activity Report ***	Account Balance	Donations for current Fiscal Year	
			Number of times on status quo within last two years	If below 15 members appears				If net loss is greater than 20% appears			If no report in 3 months appears in	When more than one year appears in	Number of repeat terms	Notes the officers that do not have an active	If no report at 12 months appears in red			
Clubs less than two years old																		
177959	Hainan Ao Zhan	09/12/2024	Active	25	25	0	25	100.00%	0		5			N	M,SC	N/A		
157975	Hainan Boxueshiai	05/21/2024	Active	26	7	7	0	0.00%	0	1	2		2	N	P,T,M,VP,SC	N/A		
179341	Hainan Runze	11/22/2024	Active	26	27	1	26	100.00%	0	0	2			N	S,M,SC	N/A		
Clubs more than two years old																		
127635	Hainan Ci Ai	06/20/2016	Active	1	1	0	1	100.00%	0		7	3	None		P,S,T,M,VP SC	N/A		
126193	Hainan Ci Fu	11/12/2015	Active	11	0	7	-7	-38.89%	0	3	2		2		P,S,T,M,VP SC	N/A		
Exc Award (06/30/2016)																		
127013	Hainan Da Ai	03/08/2016	Active	26	1	0	1	4.00%	0		6			N	P,T,M,VP,SC	N/A		
136186	Hainan De Ai	08/07/2018	Active	22	4	1	3	15.79%	0	1	2			N	P,S,M,VP,SC	N/A		
127622	Hainan Fu Ai Shou La Shou	06/10/2016	Active	8	0	0	0	0.00%	0		5	1	None		P,S,T,M,VP SC	N/A		
129138	Hainan Gan En	10/13/2016	Active	16	13	0	13	433.33%	0		4				P,S,T,M,VP SC	N/A		
126194	Hainan Guangming	11/12/2015	Active(1)	1	0	4	-4	-80.00%	0	1	2	2	None		P,S,T,M,VP SC	N/A		
126185	Hainan Hai De	11/12/2015	Active	0	0	0	0	0.00%	0		13	3	None		P,S,T,M,VP SC	N/A		
126202	Hainan He Ping	11/13/2015	Active	25	3	0	3	13.64%	0		6			N	P,S,T,M,SC	N/A		
126188	Hainan Hou De	11/13/2015	Active	19	3	1	2	11.76%	0	9	6			N	P,S,T,M,VP SC	N/A		
127615	Hainan Jiu Sheng	05/31/2016	Active	27	5	0	5	22.73%	0		2			N	S,M,VP,SC	N/A		
126189	Hainan Lao Qu	11/12/2015	Active	43	3	0	3	7.50%	0		2			N	P,S,T,M,VP SC	N/A	\$1,000.00	
132907	Hainan Lede	10/17/2017	Active	21	8	0	8	61.54%	0		4			N	P,S,T,M,SC	N/A		
127636	Hainan Li Xing Tian Xia	05/19/2016	Active	20	9	0	9	81.82%	0		2			N	P,VP,SC	N/A		
126203	Hainan Meihao	11/13/2015	Active	3	0	5	-5	-62.50%	0	1	2	1	None		P,S,T,M,VP SC	N/A		
126192	Hainan Ming De	11/12/2015	Active(1)	1	0	1	-1	-50.00%	0	1	2	1	None		P,S,T,M,VP SC	N/A		
126183	Hainan Ming Wang Yi You	11/12/2015	Active	33	2	0	2	6.45%	0		4			N	P,S,T,M,VP SC	N/A		
127637	Hainan Qin Min	05/24/2016	Active	31	1	2	-1	-3.13%	0	4	2			N	P,S,M,VP,SC	N/A		
126204	Hainan Qiong Zhou	11/13/2015	Active	15	0	0	0	0.00%	0		8			N	P,S,T,M,VP SC	N/A		



## Club Health Assessment for District 391 through February 2025

			Status		Membership						Reports					Finance		LCIF		
Club Number	Club Name	Charter Date		Current Member Count	YTD Members Added	YTD Members Dropped	YTD Net Growth	YTD Net Growth%	Member Count 12 Months Ago	Avg. length of service for dropped members	Months Since Last MMR ***	Yrs. Since Last Officer Report	President Rotation	Vice President Reported ****	Months Since Last Activity Report ***	Account Balance	Donations for current Fiscal Year			
			Number of times on status quo within last two years	If below 15 members appears	If net loss is greater than 20% appears					If no report in 3 months appears in	When more than one year appears in	Number of repeat terms	Notes the officers that do not have an active	If no report at 12 months appears in						
127613	Hainan Ren De	05/23/2016	Active(1)	21	1	0	1	5.00%	0		4			N	P,S,T,M,VP SC	N/A	90+ Days			
126205	Hainan Sansha	11/13/2015	Active(1)	26	1	1	0	0.00%	0	1	6			N	P,S,T,VP,SC	N/A				
127624	Hainan Shang De	05/23/2016	Active(1)	0	1	3	-2	-100.00%	0	6	2	2	None		P,S,T,M,VP SC	N/A				
127620	Hainan Tong De	06/06/2016	Active	10	1	0	1	11.11%	0		7		2	N	P,S,T,M,VP SC	N/A				
131128	Hainan Wan Fu	05/31/2017	Active(1)	0	1	4	-3	-100.00%	0	3	2		None		P,S,T,M,VP SC	N/A				
127617	Hainan Wan Quan He	05/17/2016	Active	15	2	1	1	7.14%	0	2	4			N	P,S,T,M,VP SC	N/A				
136185	Hainan Wilaizhixing	08/07/2018	Cancelled(8*)	0	0	0	0	0.00%	0		8	3	None		P,S,T,M,VP SC	N/A				
130613	Hainan Xiang Ri Kui	04/11/2017	Active	31	0	3	-3	-8.82%	0	4	3			N	P,S,T,M,VP SC	N/A				
130630	Hainan Xiao Ping Guo	04/28/2017	Active	29	2	1	1	3.57%	0	1	4			N	P,S,T,M,VP SC	N/A				
126195	Hainan Xin De	11/13/2015	Active	12	4	4	0	0.00%	0	1	2		2	N	P,T,M,VP,SC	N/A				
130621	Hainan Yang Guang	04/11/2017	Active	31	4	0	4	14.81%	0		6			N	P,S,T,M,VP SC	N/A				
124202	Hainan Ye Cheng	02/17/2015	Active	19	1	1	0	0.00%	0	1	2		2	N	P,S,T,M,VP SC	N/A				
Exc Award (06/30/2016)																				
127616	Hainan Ye Feng	05/17/2016	Active(1)	24	7	5	2	9.09%	0	4	1			N	S,T,M,VP,SC	N/A				
132906	Hainan Ye Lin	10/17/2017	Active	22	0	0	0	0.00%	0		8				P,S,T,M,VP SC	N/A				
127014	Hainan Yuan Hui	03/08/2016	Active	16	3	2	1	6.67%	0	1	2			N	P,S,M,VP,SC	N/A				
126196	Hainan Zhi Shang	11/13/2015	Active	36	4	1	3	9.09%	0	1	4			N	P,S,T,M,VP SC	N/A				
Current Total Clubs Count	YTD New Clubs Count	YTD Cancelled Clubs Count	YTD Net Club Gain	Current Total Members Count	YTD Add	YTD Drop	YTD Net Growth	YTD Net Growth %	Member Count 12 Months Ago	Average Member Count Per Club	% of Clubs with less than 20 members	% No MMR in 3 Months	% No Officer Report in 12 Months	% of Clubs with balance 90+ days	Number of Clubs in Status Quo	% Status Quo Clubs in Financial Suspension	Number of Cancelled Clubs	Average Cancelled Club Age	Members Lost Due to Cancellation	% of Clubs Cancelled for Non-Financial Reasons
37	2	1	1	692	144	55	89	14.76%	0	19	46%	54%	19%	0%	0	0%	1	6	0	0%

\* - P - Priority Club. Cancellation Reasons: 1-Objectives/conduct, 2-Non-active club, 5-Non-existing club, 6-Disbanding, 7-Merger, 8-Financial Suspension, 9-District/Multiple District Dues.

\*\* - Abbreviation: P-President, S-Secretary, T-Treasurer, M-Member Chairperson, VP-First Vice President, MC-Communications Chairperson, SC-Service Chairperson

\*\*\* - Abbreviation: N/R - Never reported using the Lions Clubs website, N/A - Not applicable, No password registered for the Lions Clubs website.

\*\*\*\* - Abbreviation: N - New, IP - Immediate Past, R - Repeat.



## Club Health Assessment for District 392 through February 2025

			Status	Membership							Reports					Finance		LCIF
Club Number	Club Name	Charter Date		Current Member Count	YTD Members Added	YTD Members Dropped	YTD Net Growth	YTD Net Growth%	Member Count 12 Months Ago	Avg. length of service for dropped members	Months Since Last MMR ***	Yrs. Since Last Officer Report	President Rotation	Vice President Reported ****	Months Since Last Activity Report ***	Account Balance	Donations for current Fiscal Year	
			Number of times on status quo within last two years	If below 15 members appears			If net loss is greater than 20% appears				If no report in 3 months appears in	When more than one year appears in	Number of repeat terms	Notes the officers that do not have an active	If no report at 12 months appears in red			
Clubs less than two years old																		
157992	Yunnan Cha Shi	06/22/2024	Active	26	0	0	0	0.00%	0		8		None	P,S,T,M,VP SC	N/A			
157993	Yunnan Cha Wang	06/22/2024	Active	23	1	1	0	0.00%	0	1	0		None	P,S,T,M,VP SC	N/A			
172095	Yunnan Mengzhidui	06/22/2024	Active	28	2	0	2	7.69%	0		4		None	P,S,T,M,VP SC	N/A			
171579	Yunnan Pu Yi	06/28/2024	Active	26	4	0	4	18.18%	0		4		None	P,S,T,M,VP SC	N/A			
171862	Yunnan San Duo Xue Shan	06/21/2024	Active	30	5	0	5	20.00%	0		4		None	P,S,T,M,VP SC	N/A			
171735	Yunnan Shengxian	06/21/2024	Active	26	0	0	0	0.00%	0		8		None	P,S,T,M,VP SC	N/A			
171955	Yunnan Yongchang	06/21/2024	Active	26	2	1	1	4.00%	0	0	6		None	P,S,T,M,VP SC	N/A			
157996	Yunnan You Shan	06/21/2024	Active	31	4	1	3	10.71%	0	0	4		None	P,S,T,M,VP SC	N/A			
157997	Yunnan Yun Hai	06/21/2024	Active	28	3	1	2	7.69%	0	0	0		None	P,S,T,M,VP SC	N/A			
171951	Yunnan Zhi Shan	06/21/2024	Active	22	0	0	0	0.00%	0		8		None	P,S,T,M,VP SC	N/A			
Clubs more than two years old																		
126344	Yunnan Cai Shi	12/08/2015	Active	39	2	0	2	5.41%	0		6	6	None	P,S,T,M,VP SC	N/A			
126427	Yunnan Cai Yun	12/18/2015	Active	29	1	0	1	3.57%	0		4	9	None	P,S,T,M,VP SC	N/A			
126343	Yunnan Chun Cheng	12/09/2015	Active	35	22	0	22	169.23%	0		0	7	None	P,S,T,M,VP SC	N/A			
129181	Yunnan Ci Ai	10/24/2016	Active	54	12	0	12	28.57%	0		4	8	None	P,S,T,M,VP SC	N/A			
135042	Yunnan Ci Wang	06/05/2018	Active	30	4	1	3	11.11%	0	0	4	6	None	P,S,T,M,VP SC	N/A			
129781	Yunnan Dao He	01/11/2017	Active	41	7	0	7	20.59%	0		4	7	None	P,S,T,M,VP SC	N/A			
126345	Yunnan Dian Shi	12/16/2015	Active	28	3	0	3	12.00%	0		4	7	None	P,S,T,M,VP SC	N/A			
132101	Yunnan Gan Lan Shu	06/30/2017	Active	41	15	0	15	57.69%	0		2	7	None	P,S,T,M,VP SC	N/A			
127676	Yunnan Guang Ming	05/31/2016	Active	0	0	17	-17	-100.00%	0	6	0	8	None	P,S,T,M,VP SC	N/A			
128597	Yunnan He Xie	08/18/2016	Active	69	12	0	12	21.05%	0		4	8	None	P,S,T,M,VP SC	N/A			
Exc Award (06/30/2018)																		
135041	Yunnan Hong Shi	06/06/2018	Active	22	4	1	3	15.79%	0	2	4	6	None	P,S,T,M,VP SC	N/A			
129785	Yunnan Hong Zui Ou	01/10/2017	Active	36	1	0	1	2.86%	0		4	6	None	P,S,T,M,VP SC	N/A			




# Club Health Assessment for District 392 through February 2025

			Status		Membership						Reports					Finance		LCIF		
Club Number	Club Name	Charter Date		Current Member Count	YTD Members Added	YTD Members Dropped	YTD Net Growth	YTD Net Growth%	Member Count 12 Months Ago	Avg. length of service for dropped members	Months Since Last MMR ***	Yrs. Since Last Officer Report	President Rotation	Vice President Reported ****	Months Since Last Activity Report ***	Account Balance	Donations for current Fiscal Year			
			Number of times on status quo within last two years	If below 15 members appears					If net loss is greater than 20% appears			If no report in 3 months appears in	When more than one year appears in	Number of repeat terms	Notes the officers that do not have an active	If no report at 12 months red				
129539	Yunnan Jing Tai	12/09/2016	Active	26	4	0	4	18.18%	0		4	8	None	P,S,T,M,VP SC	N/A					
129542	Yunnan Kuai Le	11/30/2016	Active	74	17	0	17	29.82%	0		4	8	None	P,S,T,M,VP SC	N/A					
133018	Yunnan Long Zhi Dui	11/03/2017	Active	43	3	0	3	7.50%	0		3	7	None	P,S,T,M,VP SC	N/A					
126447	Yunnan Mei Shi	12/28/2015	Active	42	10	0	10	31.25%	0		4	9	None	P,S,T,M,VP SC	N/A					
129541	Yunnan Ming De	11/30/2016	Active	55	7	1	6	12.24%	0	1	2	6	None	P,S,T,M,VP SC	N/A					
128615	Yunnan Ping Fan	08/15/2016	Active	62	18	1	17	37.78%	0	0	4	8	None	P,S,T,M,VP SC	N/A					
124098	Yunnan Qi Cai	01/30/2015	Active	52	3	1	2	4.00%	0	0	3	6	None	P,S,T,M,VP SC	N/A					
126480	Yunnan Qi Hang	01/04/2016	Active	39	4	0	4	11.43%	0		4	8	None	P,S,T,M,VP SC	N/A					
129233	Yunnan Sheng Huo	11/10/2016	Active	2	0	0	0	0.00%	0		8	8	None	P,S,T,M,VP SC	N/A					
126418	Yunnan Shuai Shi	12/29/2015	Active	32	5	0	5	18.52%	0		4	9	None	P,S,T,M,VP SC	N/A					
133020	Yunnan Tai Yang	11/07/2017	Active	32	3	0	3	10.34%	0		4	7	None	P,S,T,M,VP SC	N/A					
133019	Yunnan Xing Fu	11/07/2017	Active	25	3	0	3	13.64%	0		4	7	None	P,S,T,M,VP SC	N/A					
130838	Yunnan Xing Guang	05/02/2017	Active	33	5	0	5	17.86%	0		6	7	None	P,S,T,M,VP SC	N/A					
126137	Yunnan Xiong Shi	12/04/2015	Active	25	2	1	1	4.17%	0	10	0	7	None	P,S,T,M,VP SC	N/A					
135036	Yunnan Yong Shi	06/05/2018	Active	31	11	1	10	47.62%	0	10	0	6	None	P,S,T,M,VP SC	N/A					
134211	Yunnan Yu Lin	03/30/2018	Active	30	0	0	0	0.00%	0		7	6	None	P,S,T,M,VP SC	N/A					
129696	Yunnan Yun Cha	12/29/2016	Active	32	1	0	1	3.23%	0		4	8	None	P,S,T,M,VP SC	N/A					
126139	Yunnan Yun Ling	11/06/2015	Active	12	0	3	-3	-20.00%	0	8	0	7	None	P,S,T,M,VP SC	N/A					
126151	Yunnan Yun Tian	12/08/2015	Active	40	3	0	3	8.11%	0		4	8	None	P,S,T,M,VP SC	N/A					
126143	Yunnan Yun Zhi Nan	11/06/2015	Active	69	13	0	13	23.21%	0		4	2	None	P,S,T,M,VP SC	N/A					
Exc Award (06/30/2018)																				
Current Total Clubs Count	YTD New Clubs Count	YTD Cancelled Clubs Count	YTD Net Club Gain	Current Total Members Count	YTD Add	YTD Drop	YTD Net Growth	YTD Net Growth %	Member Count 12 Months Ago	Average Member Count Per Club	% of Clubs with less than 20 members	% No MMR in 3 Months	% No Officer Report in 12 Months	% of Clubs with balance 90+ days	Number of Clubs in Status Quo	% Status Quo Clubs in Financial Suspension	Number of Cancelled Clubs	Average Cancelled Club Age	Members Lost Due to Cancellation	% of Clubs Cancelled for Non-Financial Reasons
42	0	0	0	1,446	216	31	185	14.67%	0	34	7%	79%	76%	0%	0	0%	0	0	0	0%



Club Health Assessment for District 392 through February 2025

			Status	Membership							Reports					Finance	LCIF
Club Number	Club Name	Charter Date		Current Member Count	YTD Members Added	YTD Members Dropped	YTD Net Growth	YTD Net Growth%	Member Count 12 Months Ago	Avg. length of service for dropped members	Months Since Last MMR ***	Yrs. Since Last Officer Report	President Rotation	Vice President Reported ****	Months Since Last Activity Report ***	Account Balance	Donations for current Fiscal Year
			Number of times on status quo within last two years	If below 15 members appears				If net loss is greater than 20% appears			If no report in 3 months appears in	When more than one year appears in	Number of repeat terms	Notes the officers that do not have an active	If no report at 12 months appears in red		

\* - P - Priority Club. Cancellation Reasons: 1-Objectives/conduct, 2-Non-active club, 5-Non-existing club, 6-Disbanding, 7-Merger, 8-Financial Suspension, 9-District/Multiple District Dues.  
\*\* - Abbreviation: P-President, S-Secretary, T-Treasurer, M-Member Chairperson, VP-First Vice President, MC-Communications Chairperson, SC-Service Chairperson  
\*\*\* - Abbreviation: N/R - Never reported using the Lions Clubs website, N/A - Not applicable, No password registered for the Lions Clubs website.  
\*\*\*\* - Abbreviation: N - New, IP - Immediate Past, R - Repeat.



## Club Health Assessment for District 393 through February 2025

			Status	Membership						Reports					Finance		LCIF
Club Number	Club Name	Charter Date		Current Member Count	YTD Members Added	YTD Members Dropped	YTD Net Growth	YTD Net Growth%	Member Count 12 Months Ago	Avg. length of service for dropped members	Months Since Last MMR ***	Yrs. Since Last Officer Report	President Rotation	Vice President Reported ****	Months Since Last Activity Report ***	Account Balance	Donations for current Fiscal Year
			Number of times on status quo within last two years	If below 15 members appears			If net loss is greater than 20% appears				If no report in 3 months appears in	When more than one year appears in	Number of repeat terms	Notes the officers that do not have an active	If no report at 12 months appears in red		
Clubs less than two years old																	
171182	Jiangsu Huaguoshan	06/28/2024	Active	22	0	0	0	0.00%	0		8		None	P,S,T,M,VP SC	N/A		
171179	Jiangsu Jiaodao	06/28/2024	Active	38	10	0	10	35.71%	0		4		2	N	S,T,M,VP,SC	N/A	
171452	Jiangsu Leshan	06/28/2024	Active	25	0	0	0	0.00%	0		8		2	N	S,T,M,VP,SC	N/A	
156971	Jiangsu Tongxin	01/31/2024	Active	33	2	0	2	6.45%	0		4		None	P,S,T,M,VP SC	N/A		
156972	Jiangsu Xihui	01/31/2024	Active	55	7	0	7	14.58%	0		0		None	P,S,T,M,VP SC	N/A		
172271	Jiangsu Yilu	08/11/2024	Active	27	27	0	27	100.00%	0		4			M,VP,SC	N/A		\$1,000.00
172272	Jiangsu Yitong	08/11/2024	Active	27	27	0	27	100.00%	0		6			M,VP,SC	N/A		
Clubs more than two years old																	
126331	Jiangsu Aixin	12/04/2015	Active	26	0	0	0	0.00%	0		7	1	None	P,S,T,M,VP SC	N/A		
Exc Award (06/30/2017)																	
133238	Jiangsu Bai Nian Run Yang	12/12/2017	Active	33	4	0	4	13.79%	0		4	1	None	P,S,T,M,VP SC	N/A		
126053	Jiangsu Boazhidu	11/04/2015	Active	20	1	0	1	5.26%	0		6	1	None	P,S,T,M,VP SC	N/A		
126328	Jiangsu Caihong	12/04/2015	Active	0	0	0	0	0.00%	0		10	1	None	P,S,T,M,VP SC	N/A		
127501	Jiangsu Chunshen	05/16/2016	Active	21	5	0	5	31.25%	0		6	1	None	P,S,T,M,VP SC	N/A		
Exc Award (06/30/2017)																	
127502	Jiangsu Dadaozhixing	05/17/2016	Active	29	10	0	10	52.63%	0		4	1	None	P,S,T,M,VP SC	N/A		\$1,000.00
126330	Jiangsu Duoshou	12/04/2015	Active	49	5	0	5	11.36%	0		0	1	None	P,S,T,M,VP SC	N/A		\$1,000.00
126342	Jiangsu Feixiang	12/08/2015	Active	0	0	0	0	0.00%	0		11	4	None	P,S,T,M,VP SC	N/A		
126153	Jiangsu Fenghuang	11/11/2015	Active	31	7	1	6	24.00%	0	2	0	1	None	P,S,T,M,VP SC	N/A		
126060	Jiangsu Fengniao	11/04/2015	Active	0	0	0	0	0.00%	0		11	4	None	P,S,T,M,VP SC	N/A		
Exc Award (06/30/2017)																	
127346	Jiangsu Furong	04/21/2016	Active	59	8	0	8	15.69%	0		0	1	None	P,S,T,M,VP SC	N/A		\$2,000.00
Exc Award (06/30/2023)																	
110172	JIANGSU GU SU	01/26/2011	Active	38	8	0	8	26.67%	0		0	1	None	P,S,T,M,VP SC	24+		\$1,000.00
Exc Award (06/30/2017)																	



## Club Health Assessment for District 393 through February 2025

			Status	Membership							Reports					Finance	LCIF
Club Number	Club Name	Charter Date		Current Member Count	YTD Members Added	YTD Members Dropped	YTD Net Growth	YTD Net Growth%	Member Count 12 Months Ago	Avg. length of service for dropped members	Months Since Last MMR ***	Yrs. Since Last Officer Report	President Rotation	Vice President Reported ****	Months Since Last Activity Report ***	Account Balance	Donations for current Fiscal Year
			Number of times on status quo within last two years	If below 15 members appears				If net loss is greater than 20% appears			If no report in 3 months appears in	When more than one year appears in	Number of repeat terms	Notes the officers that do not have an active	If no report at 12 months appears in red		
130579	Jiangsu Heping	03/31/2017	Active	31	4	0	4	14.81%	0		0	1	None	P,S,T,M,VP SC	N/A		
126368	Jiangsu Huicheng	12/10/2015	Active	36	4	0	4	12.50%	0		4	1	None	P,S,T,M,VP SC	N/A		
	Exc Award (06/30/2022)																
131070	Jiangsu Jinjiu	05/23/2017	Active	32	3	0	3	10.34%	0		0	1	None	P,S,T,M,VP SC	N/A		
	Exc Award (06/30/2018)																
126261	Jiangsu Jinling	11/23/2015	Active	14	3	0	3	27.27%	0		4	1	None	P,S,T,M,VP SC	N/A		
126348	Jiangsu Jinshanciming	12/08/2015	Active	27	6	2	4	17.39%	0	2	0	1	None	P,S,T,M,VP SC	N/A		
126258	Jiangsu Jiyang	11/23/2015	Active	26	5	0	5	23.81%	0		4	4	None	P,S,T,M,VP SC	N/A		
	Exc Award (06/30/2017)																
130305	Jiangsu Lanjing	03/02/2017	Active	30	2	3	-1	-3.23%	0	5	6	4	None	P,S,T,M,VP SC	N/A		
	Exc Award (06/30/2023)																
126257	Jiangsu Liangpin	11/23/2015	Active	45	10	0	10	28.57%	0		4	4	None	P,S,T,M,VP SC	N/A		
126278	Jiangsu Liangxi	11/30/2015	Active	46	4	0	4	9.52%	0		3	4	None	P,S,T,M,VP SC	N/A		
	Exc Award (06/30/2024)																
128694	Jiangsu Lingshan	08/19/2016	Active	53	7	0	7	15.22%	0		0	4	None	P,S,T,M,VP SC	N/A		\$5,350.00
	Exc Award (06/30/2024)																
126371	Jiangsu Longcheng	12/10/2015	Active	33	0	2	-2	-5.71%	0	3	8	4	None	P,S,T,M,VP SC	N/A		
	Exc Award (06/30/2023)																
133716	Jiangsu Longyao	01/29/2018	Active	22	2	0	2	10.00%	0		4	4	None	P,S,T,M,VP SC	N/A		
126260	Jiangsu Longyu	11/23/2015	Active	28	4	0	4	16.67%	0		4	6	None	P,S,T,M,VP SC	N/A		
126374	Jiangsu Loujiangshangyuan	01/07/2016	Active	28	1	0	1	3.70%	0		4	4	None	P,S,T,M,VP SC	N/A		
126155	Jiangsu Lucheng	11/11/2015	Active	24	8	0	8	50.00%	0		4	4	None	P,S,T,M,VP SC	N/A		
134210	Jiangsu Meng Xiang Xue Fu	03/30/2018	Active	34	6	0	6	21.43%	0		0	4	None	P,S,T,M,VP SC	N/A		\$1,000.00
134192	Jiangsu Ruyi	03/21/2018	Active	29	5	0	5	20.83%	0		4	4	None	P,S,T,M,VP SC	N/A		
127372	Jiangsu Shangshan	04/25/2016	Active	51	6	0	6	13.33%	0		0		None	P,S,T,M,VP SC	N/A		
126156	Jiangsu Shanshi	11/11/2015	Active	26	2	0	2	8.33%	0		4	4	None	P,S,T,M,VP SC	N/A		
	Exc Award (06/30/2022)																



# Club Health Assessment for District 393 through February 2025

			Status	Membership						Reports					Finance		LCIF
Club Number	Club Name	Charter Date		Current Member Count	YTD Members Added	YTD Members Dropped	YTD Net Growth	YTD Net Growth%	Member Count 12 Months Ago	Avg. length of service for dropped members	Months Since Last MMR ***	Yrs. Since Last Officer Report	President Rotation	Vice President Reported ****	Months Since Last Activity Report ***	Account Balance	Donations for current Fiscal Year
			Number of times on status quo within last two years	If below 15 members appears				If net loss is greater than 20% appears			If no report in 3 months appears in	When more than one year appears in	Number of repeat terms	Notes the officers that do not have an active	If no report at 12 months appears in red		
126329	Jiangsu Shanxing	12/04/2015	Active	30	0	0	0	0.00%	0		7	1	None	P,S,T,M,VP SC	N/A		
127347	Jiangsu Shiyuan	04/21/2016	Active	28	8	0	8	40.00%	0		0	4	None	P,S,T,M,VP SC	N/A		
131429	Jiangsu Shu Xiang Wei Lai	06/19/2017	Active	1	0	2	-2	-66.67%	0	7	11	4	None	P,S,T,M,VP SC	N/A		
126166	Jiangsu Taihu	11/11/2015	Active	22	1	0	1	4.76%	0		0	4	None	P,S,T,M,VP SC	N/A		
112081	JIANGSU TING LIN XIAN FENG Exc Award (06/30/2016, 06/30/2024)	08/24/2011	Active	30	4	0	4	15.38%	0		0	4	None	P,S,T,M,VP SC	N/A		
126175	Jiangsu Wuyuejianhua Exc Award (06/30/2017)	11/11/2015	Active	25	12	0	12	92.31%	0		0	6	None	P,S,T,M,VP SC	N/A		
126375	Jiangsu Xiangrikui	12/10/2015	Active	51	6	0	6	13.33%	0		0	4	None	P,S,T,M,VP SC	N/A		
126376	Jiangsu Yangchenghu	12/10/2015	Active	26	7	0	7	36.84%	0		0	4	None	P,S,T,M,VP SC	N/A		
126384	Jiangsu Yangguang	12/11/2015	Active	30	10	0	10	50.00%	0		0	4	None	P,S,T,M,VP SC	N/A		
133711	Jiangsu Yanling	01/25/2018	Active	32	7	0	7	28.00%	0		4	6	None	P,S,T,M,VP SC	N/A		
131431	Jiangsu Yi Jia Ren	06/19/2017	Active	34	4	0	4	13.33%	0		0	4	None	P,S,T,M,VP SC	N/A		
127477	Jiangsu Yixing	05/06/2016	Active	25	2	2	0	0.00%	0	1	4	4	None	P,S,T,M,VP SC	N/A		\$1,000.00
126281	Jiangsu Yongshi	11/30/2015	Active	26	5	0	5	23.81%	0		0	4	None	P,S,T,M,VP SC	N/A		\$350.00
112117	JIANGSU YUAN LIN Exc Award (06/30/2016, 06/30/2018, 06/30/20)	09/07/2011	Active	40	1	1	0	0.00%	0	13	6	4	None	P,S,T,M,VP SC	N/A		\$1,000.00
127306	Jiangsu Yuanmeng	04/19/2016	Active	22	1	0	1	4.76%	0		6	4	None	P,S,T,M,VP SC	N/A		
133222	Jiangsu Yunjin	11/28/2017	Active	19	5	0	5	35.71%	0		0	4	None	P,S,T,M,VP SC	N/A		
126385	Jiangsu Zhiyuan Exc Award (06/30/2019)	12/11/2015	Active	61	12	0	12	24.49%	0		4	4	None	P,S,T,M,VP SC	N/A		\$1,000.00
127362	Jiangsu Zijin Zheng Shan	04/22/2016	Active	43	11	0	11	34.38%	0		0	4	None	P,S,T,M,VP SC	N/A		



## Club Health Assessment for District 393 through February 2025

Club NumberClub NameCharter Date			Status	Membership										Reports					Finance		LCIF
				Current Member Count	YTD Members Added	YTD Members Dropped	YTD Net Growth	YTD Net Growth%	Member Count 12 Months Ago	Avg. length of service for dropped members	Months Since Last MMR ***	Yrs. Since Last Officer Report	President Rotation	Vice President Reported ****	Months Since Last Activity Report ***	Account Balance	Donations for current Fiscal Year				
			Number of times on status quo within last two years	If below 15 members appears			If net loss is greater than 20% appears			If no report in 3 months appears in			When more than one year appears in	Number of repeat terms	Notes the officers that do not have an active			If no report at 12 months appears in red			
Current Total Clubs Count	YTD New Clubs Count	YTD Cancelled Clubs Count	YTD Net Club Gain	Current Total Members Count	YTD Add	YTD Drop	YTD Net Growth	YTD Net Growth %	Member Count 12 Months Ago	Average Member Count Per Club	% of Clubs with less than 20 members	% No MMR in 3 Months	% No Officer Report in 12 Months	% of Clubs with balance 90+ days	Number of Clubs in Status Quo	% Status Quo Clubs in Financial Suspension	Number of Cancelled Clubs	Average Cancelled Club Age	Members Lost Due to Cancellation	% of Clubs Cancelled for Non-Financial Reasons	
56	2	0	2	1,693	299	13	286	20.33%	0	30	11%	61%	86%	0%	0	0%	0	0	0	0%	

\* - P - Priority Club. Cancellation Reasons: 1-Objectives/conduct, 2-Non-active club, 5-Non-existing club, 6-Disbanding, 7-Merger, 8-Financial Suspension, 9-District/Multiple District Dues.

\*\* - Abbreviation: P-President, S-Secretary, T-Treasurer, M-Member Chairperson, VP-First Vice President, MC-Communications Chairperson, SC-Service Chairperson

\*\*\* - Abbreviation: N/R - Never reported using the Lions Clubs website, N/A - Not applicable, No password registered for the Lions Clubs website.

\*\*\*\* - Abbreviation: N - New, IP - Immediate Past, R - Repeat.



## Club Health Assessment for District 394 through February 2025

			Status	Membership							Reports					Finance	LCIF
Club Number	Club Name	Charter Date		Current Member Count	YTD Members Added	YTD Members Dropped	YTD Net Growth	YTD Net Growth%	Member Count 12 Months Ago	Avg. length of service for dropped members	Months Since Last MMR ***	Yrs. Since Last Officer Report	President Rotation	Vice President Reported ****	Months Since Last Activity Report ***	Account Balance	Donations for current Fiscal Year
			Number of times on status quo within last two years	If below 15 members appears				If net loss is greater than 20% appears			If no report in 3 months appears in	When more than one year appears in	Number of repeat terms	Notes the officers that do not have an active	If no report at 12 months appears in red		
Clubs less than two years old																	
157977	Jilin Chengde	04/08/2024	Active	17	0	7	-7	-29.17%	0	1	1			N	P,S,T,M,VP SC	N/A	\$1,000.00
179793	Jilin Yang Guang Cheng Xian	01/06/2025	Newly Chartered	25	25	0	25	100.00%	0		1			N	M,SC	N/A	
Clubs more than two years old																	
126835	Dalian Zhengren	02/11/2016	Active	1	0	0	0	0.00%	0		20	1	None		P,S,T,M,VP SC	N/A	\$5,000.00
130391	Jilin BaiNian	03/21/2017	Active	14	0	2	-2	-12.50%	0	2	5				P,T,M,VP,SC	N/A	
124933	Jilin Bo Ai	05/20/2015	Active	14	0	6	-6	-30.00%	0	2	1			N	P,S,T,M,SC	N/A	
129681	Jilin Bo Rui	12/29/2016	Active	20	0	0	0	0.00%	0		8			N	S,T,M,VP,SC	N/A	
Exc Award (06/30/2017)																	
123463	Jilin Changxing	10/27/2014	Active	34	0	0	0	0.00%	0		8			N	P,S,T,M,VP SC	N/A	
Exc Award (06/30/2024)																	
126010	Jilin Chen Xi	10/20/2015	Active	20	0	9	-9	-31.03%	0	3	5			N	P,S,M,SC	N/A	
127272	Jilin Chengshan	04/27/2016	Active	15	0	20	-20	-57.14%	0	1	5		2	N	P,S,T,M,VP SC	N/A	
124332	Jilin Chengxin	04/27/2015	Active	31	1	5	-4	-11.43%	0	2	1			N	P,S,T,M,VP SC	N/A	
130456	Jilin Chun Cheng	03/21/2017	Active	17	0	8	-8	-32.00%	0	4	5			N	P,S,T,M,VP SC	N/A	
124211	Jilin Guangcai	03/06/2015	Active	27	1	4	-3	-10.00%	0	3	1			N	P,S,T,M,VP SC	N/A	
130390	Jilin Guangming	03/14/2017	Active	20	1	6	-5	-20.00%	0	1	5			N	P,S,T,M,VP SC	N/A	
130563	Jilin He Shan	03/28/2017	Active	14	9	13	-4	-22.22%	0	1	1	1	None		P,S,T,M,VP SC	N/A	
128643	Jilin Hongde	08/25/2016	Active	38	2	4	-2	-5.00%	0	2	1			N	S,T,M,VP,SC	N/A	
Exc Award (06/30/2024)																	
126018	Jilin Hou De	10/22/2015	Active	2	0	13	-13	-86.67%	0	5	1	1	None		P,S,T,M,VP SC	N/A	
126024	Jilin Jin Fu	10/22/2015	Active	14	1	0	1	7.69%	0		1			N	P,S,T,M,VP SC	N/A	
117020	Jilin Jun Zi Lan	05/30/2012	Active	28	0	4	-4	-12.50%	0	1	4			N	P,S,T,M,VP SC	N/A	
131071	Jilin Lan Tian	05/22/2017	Active	24	0	4	-4	-14.29%	0	3	5		2	N	P,S,T,M,VP SC	N/A	
126009	Jilin Long Shi	10/20/2015	Active	26	6	4	2	8.33%	0	2	0				P,S,T,M,VP SC	N/A	



## Club Health Assessment for District 394 through February 2025

			Membership								Reports					Finance		LCIF		
Club Number	Club Name	Charter Date		Current Member Count	YTD Members Added	YTD Members Dropped	YTD Net Growth	YTD Net Growth%	Member Count 12 Months Ago	Avg. length of service for dropped members	Months Since Last MMR ***	Yrs. Since Last Officer Report	President Rotation	Vice President Reported ****	Months Since Last Activity Report ***	Account Balance	Donations for current Fiscal Year			
			Number of times on status quo within last two years	If below 15 members appears				If net loss is greater than 20% appears			If no report in 3 months appears in	When more than one year appears in	Number of repeat terms	Notes the officers that do not have an active	If no report at 12 months appears in red					
126020	Jilin Lu Cheng	10/22/2015	Active	9	1	1	0	0.00%	0	2	4			N	S,T,M,VP,SC	N/A				
123662	Jilin Mingliang	11/19/2014	Active	47	6	9	-3	-6.00%	0	4	1			N	P,S,T,M,VP SC	N/A	\$4,000.00			
Exc Award (06/30/2016, 06/30/2023)																				
130378	Jilin RenAi	03/14/2017	Active	21	0	5	-5	-19.23%	0	2	5			N	P,S,M,VP,SC	N/A				
124210	Jilin Shengli	03/12/2015	Active	17	0	10	-10	-37.04%	0	3	1			N	S,T,M,VP,SC	N/A				
130216	Jilin ShuGuang	02/27/2017	Active	25	0	3	-3	-10.71%	0	1	5			N	S,T,M,VP,SC	N/A	\$1,000.00			
130389	Jilin Tianliang	03/16/2017	Active	12	0	13	-13	-52.00%	0	4	5		2		P,S,T,M,VP SC	N/A				
123665	Jilin Tianshi	11/19/2014	Active	10	0	8	-8	-44.44%	0	4	5				P,S,T,M,VP SC	N/A				
128693	Jilin Xieshou	08/19/2016	Active	27	0	7	-7	-20.59%	0	4	5			N	P,S,T,M,VP SC	N/A				
130412	Jilin YingCheng	03/16/2017	Active	18	0	4	-4	-18.18%	0	2	5		2		P,S,T,M,VP SC	N/A				
128959	Jilin You Shan	09/29/2016	Active	1	0	7	-7	-87.50%	0	3	1	1	None		P,S,T,M,VP SC	N/A				
126019	Jilin Yuan Meng	10/27/2015	Active	35	0	1	-1	-2.78%	0	1	5			N	S,T,M,VP,SC	N/A	\$1,000.00			
Exc Award (06/30/2024)																				
129201	Shenyang Long Jiang	10/24/2016	Active(1)	1	0	0	0	0.00%	0		19	5	None		P,S,T,M,VP SC	N/A				
Current Total Clubs Count	YTD New Clubs Count	YTD Cancelled Clubs Count	YTD Net Club Gain	Current Total Members Count	YTD Add	YTD Drop	YTD Net Growth	YTD Net Growth %	Member Count 12 Months Ago	Average Member Count Per Club	% of Clubs with less than 20 members	% No MMR in 3 Months	% No Officer Report in 12 Months	% of Clubs with balance 90+ days	Number of Clubs in Status Quo	% Status Quo Clubs in Financial Suspension	Number of Cancelled Clubs	Average Cancelled Club Age	Members Lost Due to Cancellation	% of Clubs Cancelled for Non-Financial Reasons
32	1	0	1	624	53	177	-124	-16.58%	0	20	50%	59%	16%	0%	0	0%	0	0	0	0%

\* - P - Priority Club. Cancellation Reasons: 1-Objectives/conduct, 2-Non-active club, 5-Non-existing club, 6-Disbanding, 7-Merger, 8-Financial Suspension, 9-District/Multiple District Dues.

\*\* - Abbreviation: P-President, S-Secretary, T-Treasurer, M-Member Chairperson, VP-First Vice President, MC-Communications Chairperson, SC-Service Chairperson

\*\*\* - Abbreviation: N/R - Never reported using the Lions Clubs website, N/A - Not applicable, No password registered for the Lions Clubs website.

\*\*\*\* - Abbreviation: N - New, IP - Immediate Past, R - Repeat.